



BUILDING A BETTER ULSTER COUNTY



COUNTY EXECUTIVE MICHAEL P. HEIN
2016 EXECUTIVE BUDGET

ULSTER COUNTY
2016 EXECUTIVE BUDGET
INDEX

Executive Summary	1	Employment and Training, Office of	
Executive Budget Initiatives	4	Employment and Training	185
Executive Budget Charts	7	Job Training Services	188
Summary By Responsibility Center	15	Participant Support	187
Statement of Debt	17	Environmental Control	173
Debt Authorized & Unissued	19	Finance, Department of	
Assessor's Report-Exemption Impact	21	Budget	37
Department Budgets		Finance	33
Aging, Programs for the	160	Real Property	40
Arson Task Force	93	Fire Coordinator	92
BANS Principal & Interest	182	Health, Department of	
Bus Operations (UCAT)	122	Medical Examiner	31
Community College Tuition	73	Mental Health Administration	114
Comptroller	36	Mental Health Programs	116
Conservation	174	Mental Health Services, Contracted	120
Contingent Account	72	Narcotics Addiction Control	113
Contrib to Community College	74	Psychiatric Expend, Criminal	121
County Attorney	45	Public Health	98
County Clerk	41	WIC Program	112
County Executive	32	Historian	168
Debt Service Fund (V Fund)	207	Human Rights Commission	172
District Attorney	27	Information Services	66
Elections	49	Insurance, Unallocated	69
Employee Benefits		Legislative Board	23
Disability Insurance	179	Legislative Board, Clerk of	24
Hospital & Medical Insurance	180	Libraries	167
Other Benefits	181	Municipal Association Dues	70
Retirement	176	Municipal Court	25
Social Security	177	Other Economic Opportunity	162
Unemployment Insurance	178	Other Education	75

ULSTER COUNTY
2016 EXECUTIVE BUDGET
INDEX

Department Budgets (Continued)		Safety Inspection	94
Other Home & Community Service	175	Sales Tax	71
Other Long Term Debt, HUD Loans	191	Self Insurance Fund	203
Other Performing Arts	169	Sheriff	
Personnel	47	Drug Investigations (URGENT)	95
Planning	170	Jail	89
Probation	84	Sheriff	78
Promotion of Industry	157	Social Services, Department of	
Public Defender	29	Child Care	148
Public Safety Communications - E911	76	Day Care	143
Public Works		Emergency Aid for Adults	154
Buildings and Grounds	52	Family Assistance	147
Central Garage	65	Home Energy Assistance	153
Engineering	193	Juvenile Delinquent	150
Highway Administration	192	Medical Assistance	145
Machinery	199	Medical Assistance - MMIS	146
Maintenance of Roads and Bridges	194	Safety Net	152
Off-Street Parking	121	Services for Recipients	144
Parks	163	Social Services Administration	126
Permanent Improvements	196	State Training School	151
Public Works Administration	51	Tourism	155
Snow Removal	197	Unified Court Budget Costs	26
Stockpile	201	Veterans Services	158
Purchasing	38	Weights & Measures Sealer	159
Rehabilitation Loans and Grants	189	Youth Programs	165
Rehabilitation Services	91	Position Listing	210

2016 Executive Budget Summary

The 2016 Executive Budget maintains County Executive Hein’s commitment to protect County taxpayers by reducing County costs, continuing to create a more efficient and fiscally prudent County government and ensuring more services are available for County residents than ever before. It provides an unprecedented investment in County infrastructure, additional funding for enhanced Veteran and senior services and real property taxpayer relief. The Executive Budget also provides additional funding for our public safety sector to ensure our first responders are prepared to assist in emergencies and protect our citizens. It protects taxpayers through an enhanced investment in the Tax Stabilization Reserve established in 2015 and most importantly of all, reduces the County Real Property Tax Levy again.

2016 Executive Budget Recommendation (\$ in millions)			
	2015 Adopted	2016 Executive Budget	Change
Total Appropriations	\$334.52	\$330.00	(\$4.52)
Total Revenues	\$238.12	\$237.79	(\$0.33)
Total County Cost	\$96.41	\$92.21	(\$4.20)
Appropriated Fund Balance	\$19.47	\$16.12	(\$3.35)
Real Property Tax Levy	\$77.94	\$77.09	(\$0.85)
Deferred Property Tax	(\$1.00)	(\$1.00)	\$0.00
Total Variance	\$0.00	\$0.00	\$0.00

- Real Property Taxes:** Delivering on the promise of last year’s Executive Budget for back-to-back County Real Property Tax reductions, the 2016 Executive Budget **reduces** the Property Tax Levy by \$857,374 or 1.1%. The 2015 Adopted Real Property Tax Levy of \$77,943,104 is reduced to \$77,085,730 for Fiscal Year 2016. This is in addition to the \$787,304 County Real Property Tax reduction provided to residents in Fiscal Year 2015.

This Budget also provides an additional \$500,000 in funding for the Tax Stabilization Reserve Fund. This fund protects taxpayers against unpredictable increases in County Real Property Taxes resulting from actions such as additional unfunded New York State mandates, economic instability or another natural disaster.

2016 Executive Budget Summary

Property Tax Levy History					
	2012	2013	2014	2015	2016
Tax Levy (\$ in millions)	\$79.00	\$78.70	\$78.70	\$77.94	\$77.09
Equalized Full Taxable Value (\$ in billions)	\$18.86	\$18.51	\$17.97	\$17.88	\$17.93

- Appropriation Summary:** The 2016 Executive Budget recommends total appropriations of \$330.00 million for the fiscal year. This reduction of \$4.52 million from 2015 funding levels reflects the continued balancing of prudent fiscal management practices and an increase in demand for county services.

2016 Executive Budget Appropriation Summary (\$ in millions)			
	2015 Adopted	2016 Executive Budget	Change
Social Services	\$126.31	\$122.62	(\$3.69)
Department of Public Works	\$37.37	\$35.41	(\$1.96)
Sheriff	\$31.33	\$31.61	\$0.28
Public Health/Mental Health	\$18.87	\$19.19	\$0.32
Debt Service	\$9.32	\$10.06	\$0.74
UCAT	\$7.70	\$7.53	(\$0.18)
Information Services	\$8.01	\$7.32	(\$0.69)
Community College	\$6.40	\$6.40	\$0.00
Probation	\$6.01	\$6.18	\$0.17
All Other	\$83.20	\$83.69	\$0.49
Total Appropriations	\$334.52	\$330.00	(\$4.52)

2016 Executive Budget Summary

- Department Operations:** With the recently negotiated settlement with the Ulster County Police Benevolent Association (PBA) and Ulster County Superior Officers Union (SOU), the Executive Budget recommends a 2.0% increase for PBA and SOU employees. Additionally, the 2016 Executive Budget continues to provide the contractually negotiated raises for Civil Service Employees Association (CSEA) and Ulster County Staff Association (UCSA) employees. These negotiated agreements will ensure the County's ability to provide the necessary services to our county residents.
- Revenue Summary:** The 2016 Executive Budget estimates a total of \$237.79 million in non-property tax revenue for Fiscal Year 2016. This is a reduction of \$0.32 million in estimated revenues from the 2015 Adopted Budget.

2016 Executive Revenue Summary (<i>\$ in millions</i>)			
	2015 Adopted	2016 Executive Budget	Change
General Government	\$135.34	\$138.60	\$3.26
Education	\$0.09	\$0.10	\$0.01
Public Safety	\$6.49	\$4.80	(\$1.69)
Public Health	\$11.37	\$11.42	\$0.05
Transportation	\$15.14	\$13.86	(\$1.28)
Economic Assistance and Opportunity	\$66.34	\$66.41	\$0.07
Culture and Recreation	\$0.03	\$0.03	\$0.00
Home and Community Service	\$1.23	\$1.46	\$0.23
Debt Service	\$0.06	\$0.00	(\$0.06)
Transfers	\$2.02	\$1.11	(\$0.91)
Subtotal	\$238.11	\$237.79	(\$0.32)
Real Property Tax	\$77.94	\$77.09	(\$0.85)
Appropriated Fund Balance	\$19.47	\$16.12	(\$3.35)
Deferred Property Tax	(\$1.00)	(\$1.00)	\$0.00
Total Revenue & Other Sources	\$334.52	\$330.00	(\$4.52)

2016 Budget Initiatives

- Infrastructure Investment:** The 2016 Executive Budget provides an additional \$15 million, for a two-year total of \$30 million, in critical infrastructure funding as part of Building a Better Ulster County 2016. This investment will repair and replace aging infrastructure, improve safety through enhanced road shoulders and improved pedestrian access positively impacting 200 jobs. In 2015 alone, more than 89 miles, or 20%, of County roads were upgraded or resurfaced, more than doubling our typical repair plan. Additionally, seven bridges were repaired or replaced through the Building a Better Ulster County 2015 initiative.
- Help America Vote Act:** The 2016 Executive Budget continues the three year takeover, which began in Fiscal Year 2015, of municipal costs related to the Help America Vote Act (HAVA). Aimed at reducing the local tax burden placed on County residents from unfunded State mandates, this three year takeover plan reduces the fiscal burden our towns face. In 2016, this savings is estimated to be approximately \$529,000, which translates to lower costs for our towns and city, helping local property taxpayers.

Help America Vote Act – County Takeover		
	2015	2016
Additional County Costs	\$194,329	\$529,265
Town Savings	\$194,329	\$529,265

- Computer Aided Dispatch Software Upgrade:** The County’s current E-911 Dispatch Software is a green screen based model purchased in 1994 and used by only about two dozen other municipalities nationwide. This new system will increase the effectiveness of our first responders by supporting integrated mapping, Automatic Vehicle Location, wireless call support and interoperability between call centers. It will also allow officers to generate and submit reports electronically from the field, increasing time spent in the field and increasing analytical tools and data available to managers to more efficiently deploy resources and make decisions. The total estimated cost contained within the 2016-2021 Capital Program is \$2.8 million.
- County-wide Fire Training Center:** The new proposed County-wide Fire Training Center will provide firefighters from across the 50 fire departments located in Ulster County with a state-of-the-art training facility. Designed by the fire chiefs from across the county, this fire training center will use a multidisciplinary approach to allow firefighters and other first responders to train in conditions they would be exposed to during a variety of emergency situations. The total estimated cost for construction contained within the 2016-2021 Capital Program is \$1.9 million.
- Communication System Upgrade Common 911 Police Frequency:** This project replaces the existing repeater system with a fully integrated simulcast system for the Common 911 Police Frequency. The new system will allow our first responders to transmit off of six mountain tops at the same time using the same channel to transmit. This represents the first phase of a currently estimated \$19.8 million communications systems upgrade that is included in the 2016-2021 Capital Program.

2016 Budget Initiatives

- **Additional Fire Training Funds:** The 2016 Executive Budget has also earmarked \$25,000 within the County Fire Coordinator's budget specifically for additional firefighter training.
- **Meals on Wheels Plus:** The 2016 Executive Budget includes \$1 million in funding for the continuation of the Meals on Wheels Plus Program. This program ensures that seniors throughout the County will continue to receive hot meals while also providing enhanced at home support and advocacy. These enhanced services include having professional care coordinators visit "at risk" seniors up to 5 times a week to ensure they are properly nourished, are in a safe environment, and to check on their emotional and medical well-being. Care coordinators also assist these seniors should they go to the hospital. The extensive new training for all volunteers (including drivers) within the program includes instruction on assessing well-being of all seniors being served by the program.
- **Additional Family Advocates:** Building on the recommendations of the Ulster Coalition Against Narcotics (UCAN), the 2016 Executive Budget provides a 10% total increase, or double the county share commitment, for Substance Abuse services. It provides funding to enhance the county's prevention agenda and funds a dedicated family advocate to assist individuals and families with obtaining treatment and navigating complex insurance regulations. The County Executive has also submitted legislation with this budget that dedicates all medical marijuana excise tax revenue to combat addiction.
- **Warming Centers:** The 2016 Executive Budget continues to fund valuable warming centers to ensure individuals have a safe and warm place to go on the coldest winter nights. In the 2015 winter season, approximately 10-12 individuals each night utilized services offered by the warming center.
- **Career Ladder:** The 2016 Executive Budget continues funding for the Career Ladder program. This job creation and retention program is aimed at increasing access to sustainable, long-term employment for our neediest residents. The Career Ladder program helps public assistance recipients in finding full time, secure jobs with a path for advancement. The award recipients are partnered with a local business in areas such as manufacturing, hospitality or the health care field and will be provided with career readiness and employment training to establish self-sufficiency and economic stability.
- **Youth Diversion Program:** The 2016 Executive Budget provides \$110,000 in County funds to support the One80 program operated by Family of Woodstock. This funding will ensure the continuation of the One80 program in light of a reduction in Federal funding. Aimed at providing youth an alternative to incarceration, this program offers a positive opportunity for youth to turn their lives around.
- **Seniors Volunteer Program:** The 2016 Executive Budget includes approximately \$100,000 in County funding for the of the County's takeover of the RSVP program, which occurred halfway through Fiscal Year 2015. This program matches seniors with volunteer opportunities in their local community.

2016 Budget Initiatives

- **Veteran's Services:** The 2016 Executive Budget includes over \$20,000 for additional services to Veterans. These services include expanded outreach for Veterans in rural settings and free legal services to Veterans to ensure they receive the Federal benefits they have earned and deserve. In addition, these funds will also ensure proper graveyard markers and provide for upgrades to the Veteran's Cemetery in New Paltz.
- **Safe Boarding Plan:** Partnering with Family of Woodstock, victims of Domestic Violence who are placed at a domestic violence shelter will also have a safe shelter for their pets when they leave abusive relationships.
- **Job Coaches Program:** This program is designed to provide Public Assistance clients with a Job Coach to assist the clients in applying and receiving a job that will help them to become self-sufficient. Job Coaches will be retired Social Welfare Examiners (SWEs) who have experience working with this population. This program is budgeted for 4 contracted staff at an annual gross cost of \$80,000.
- **Lyme Disease Education and Prevention Program:** In 2013, there were 429 reported cases of Lyme disease in Ulster County. This Executive Budget allocates County funds to enhance prevention and education and to purchase "tick removal kits". The funding for these services was formerly provided by New York State, which has since been discontinued. This funding will also be used to provide our local physicians with education on best practices for Lyme disease prevention and treatment.
- **Office of Economic Development:** The 2016 Executive Budget targets funds within the office to invest in a county-wide soft-landing fund and to provide grant writing assistance for small businesses. The Office of Economic Development has served over 400 valuable local businesses and non-profits last year and helped to secure over \$28 million in New York State CFA funding over the past four years.
- **Tourism Spending:** The 2016 Executive Budget increases the anticipated revenues from the Hotel/Motel tax by \$60,000. Since 2012, traveler spending in Ulster County has increased \$87 million, or 20% with a total of \$514 million in tourism spending in 2014.

2016 Budget Charts

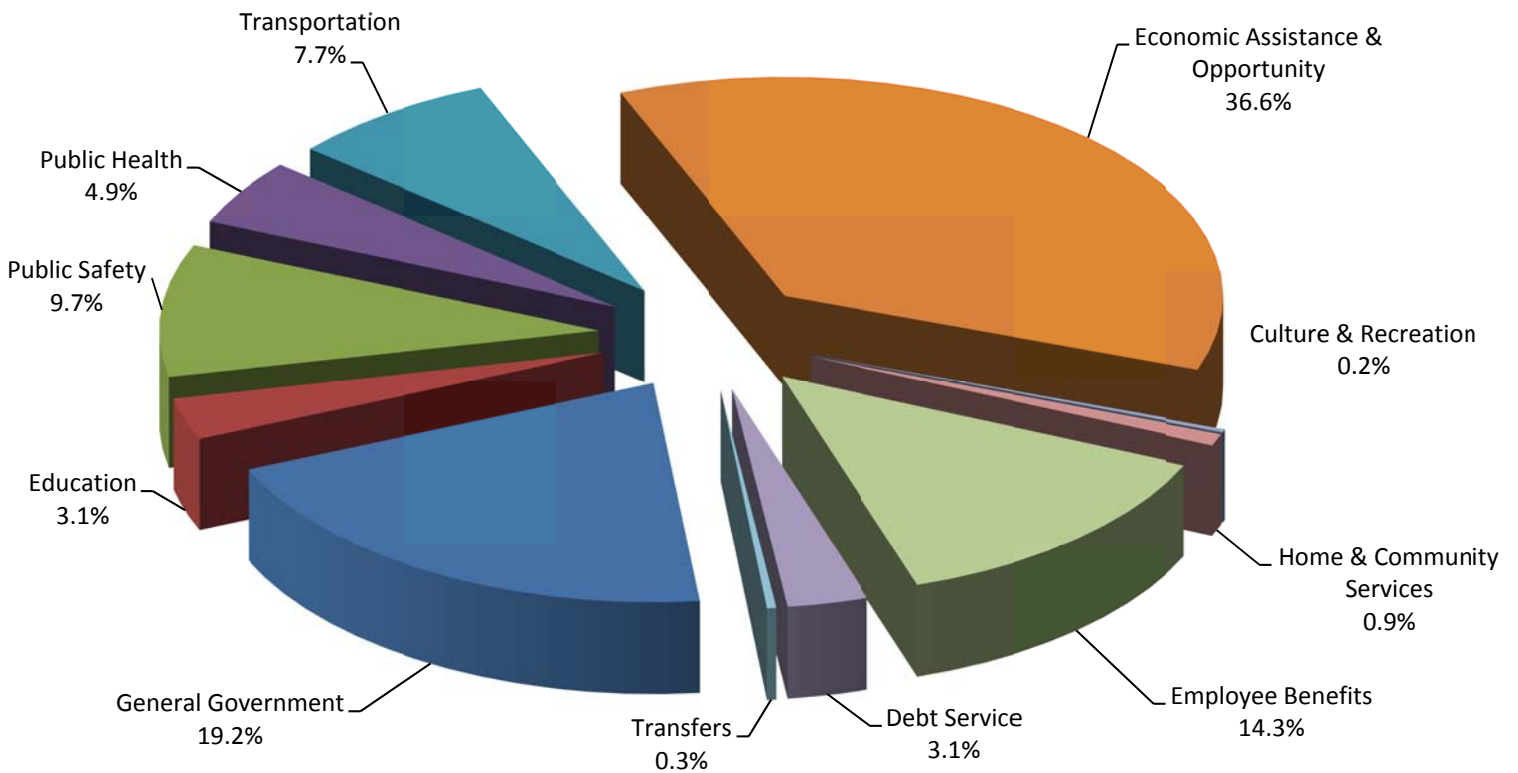
2016 Executive Budget Expenditure Summary By Subject Area

2016 Executive Budget Expenditures

	General Fund (A)	Community Development Fund (B)	County Road Fund (D)	Road Machinery Fund (E)	Self-Insurance Fund (S)	Debt Service Fund (V)	Total	% of Total
General Government	\$53,475,528				\$9,888,532		\$63,364,060	19.2%
Education	\$10,060,863						\$10,060,863	3.1%
Public Safety	\$32,097,975						\$32,097,975	9.7%
Public Health	\$16,278,962						\$16,278,962	4.9%
Transportation	\$6,243,687		\$15,837,746	\$3,270,234			\$25,351,667	7.7%
Economic Assistance & Opportunity	\$118,836,148	\$1,828,325					\$120,664,473	36.6%
Culture & Recreation	\$803,021						\$803,021	0.2%
Home & Community Services	\$2,280,261	\$600,400					\$2,880,661	0.9%
Employee Benefits	\$43,511,925	\$279,004	\$2,861,384	\$608,733	\$67,710		\$47,328,756	14.3%
Debt Service	\$425,000	\$4,500				\$9,629,933	\$10,059,433	3.1%
Transfers				\$1,112,033			\$1,112,033	0.3%
Total	\$284,013,370	\$2,712,229	\$18,699,130	\$4,991,000	\$9,956,242	\$9,629,933	\$330,001,904	100%

2016 Budget Charts

2016 Executive Budget Appropriation Summary



2016 Executive Budget
Selected Departments By Type

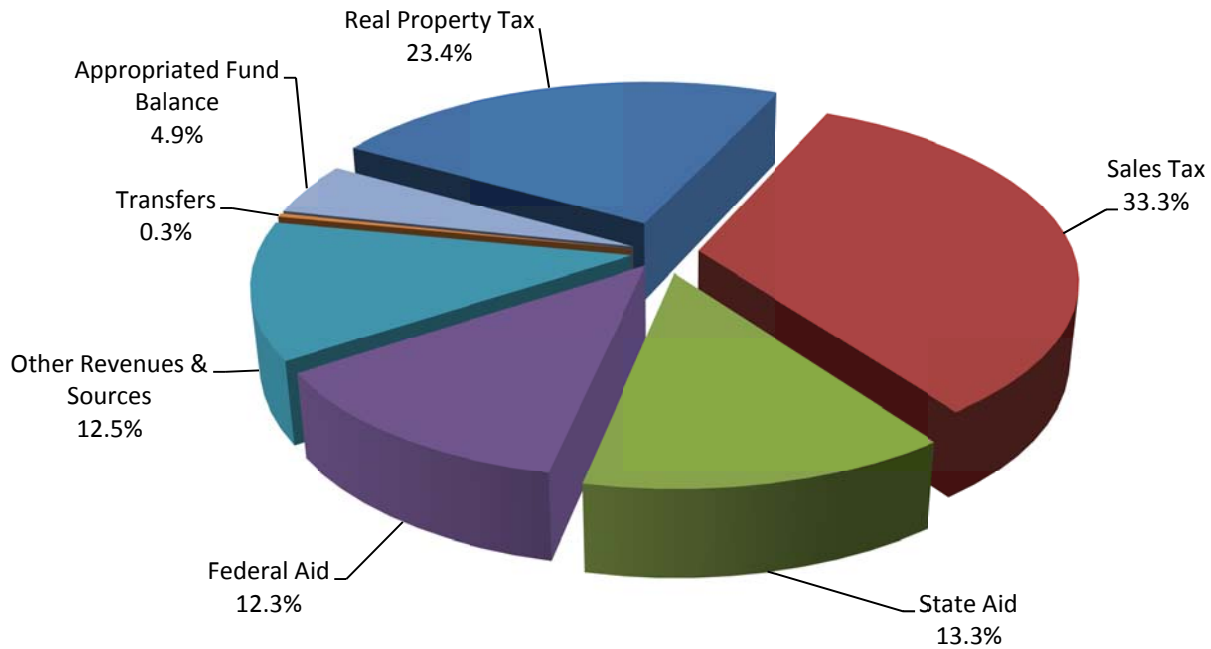
Economic Assistance	Culture & Recreation	Home & Community	Employees Benefits	General Government	Education	Public Safety	Public Health	Transport
DSS	Parks	Planning	Hospital & Medical	Legislature	Community College	Sheriff	Department of Health	UCAT
OET	Youth Programs	Environment	Disability	DA		E-911	WIC	Highway
Veterans		Human Rights		County Executive		Probation	Mental Health	Snow Removal
Office of Aging				County Clerk		Safety Inspection		Machinery
Weights & Measures				Board of Elections		Fire Coordinator		Engineering

2016 Budget Charts

2016 Executive Budget Revenue Summary

	2016 Executive Budget	Percent of Budget
Real Property Tax	\$77,085,730	23.4%
Sales Tax	\$109,966,041	33.3%
State Aid	\$43,913,932	13.3%
Federal Aid	\$40,721,820	12.3%
Other Revenues & Sources	\$41,078,724	12.5%
Transfers	\$1,112,033	0.3%
Appropriated Fund Balance	\$16,123,624	4.9%
Total	\$330,001,904	100.00%

2016 Executive Revenue Summary

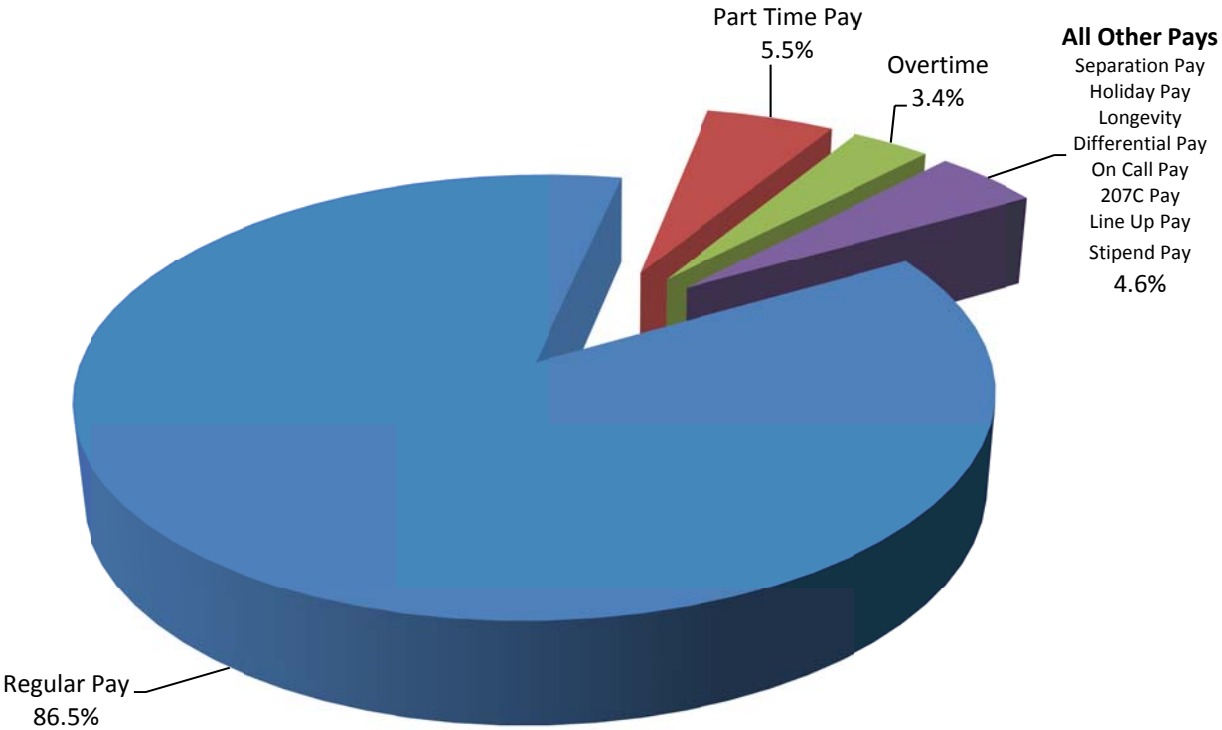


2016 Budget Charts

2016 Executive Budget Recommendation Payroll Summary

	2015 Adopted	2016 Executive Budget	Change
Regular Pay	\$68,810,041	\$70,063,306	\$1,253,265
Part Time Pay	\$4,064,578	\$4,442,952	\$378,374
Overtime	\$2,706,305	\$2,766,906	\$60,601
Separation Pay	\$922,000	\$990,820	\$68,820
Holiday Pay	\$778,677	\$809,905	\$31,228
Longevity	\$558,179	\$601,788	\$43,609
Differential Pay	\$448,255	\$467,536	\$19,281
On Call Pay	\$335,655	\$327,090	(\$8,565)
207C Pay	\$207,904	\$230,146	\$22,242
Line Up Pay	\$225,570	\$232,338	\$6,768
Stipend Pay	\$81,750	\$82,750	\$1,000
Total	\$79,138,914	\$81,015,537	\$1,876,623

2016 Executive Budget Payroll Summary

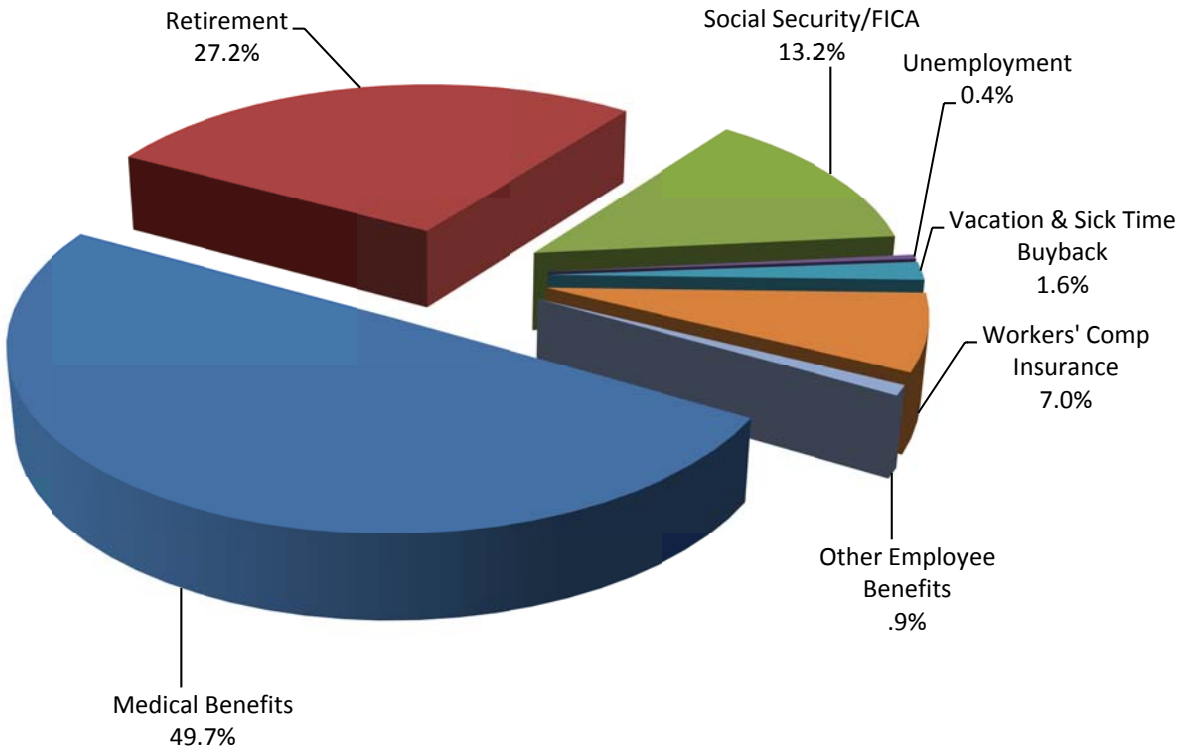


2016 Budget Charts

2016 Executive Budget Recommendation Employee Benefits Summary

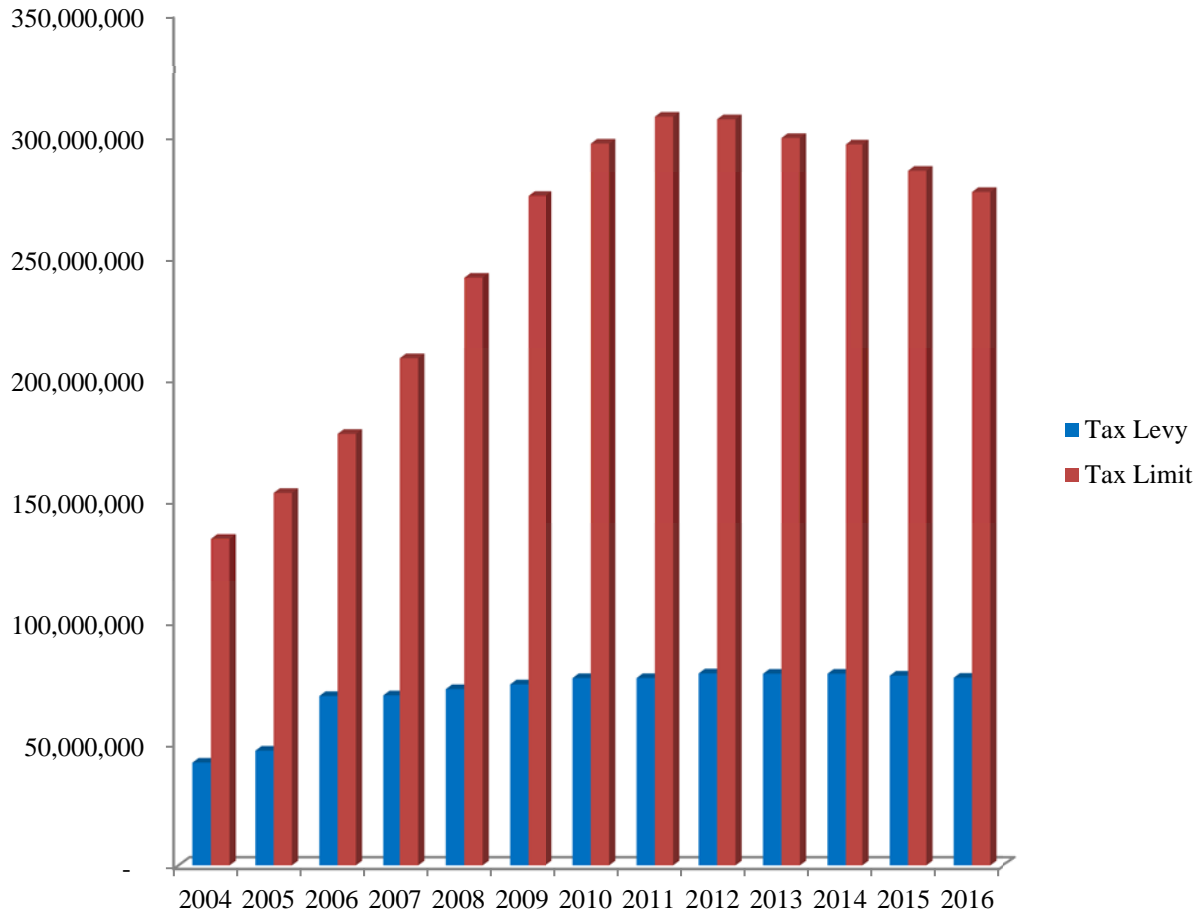
	2015 Adopted	2016 Executive Budget	Change
Medical Benefits	\$22,972,826	\$23,498,272	\$525,446
Retirement	\$14,568,567	\$12,882,062	(\$1,686,505)
Social Security/FICA	\$6,098,402	\$6,254,719	\$156,317
Unemployment	\$201,000	\$186,600	(\$14,400)
Vacation & Sick Time Buyback	\$754,564	\$776,500	\$21,936
Workers' Comp Insurance	\$3,123,860	\$3,303,242	\$179,382
Other Employee Benefits	\$446,428	\$427,361	(\$19,067)
Total	\$48,165,647	\$47,328,756	(\$836,891)

2016 Executive Budget Employee Benefits



2016 Budget Charts

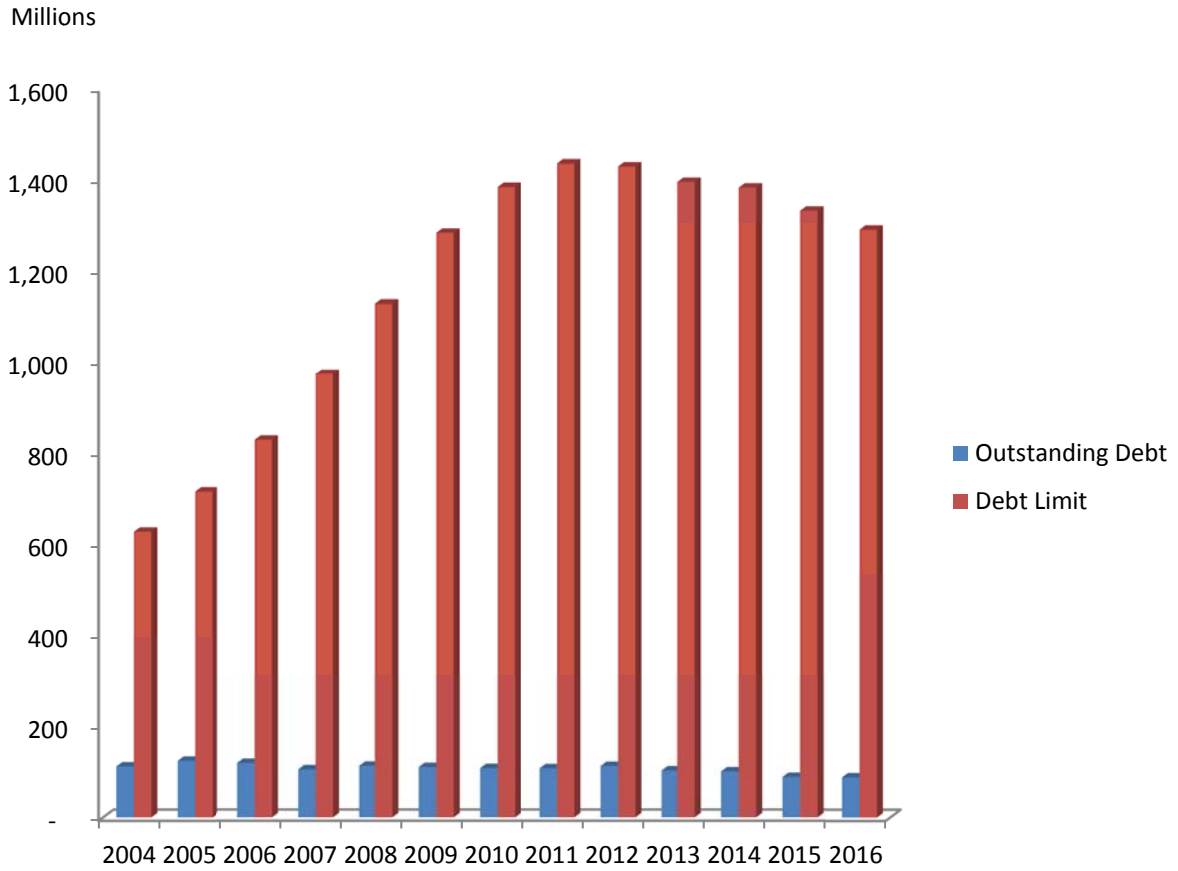
Constitutional Tax Limit



Ulster County's 2016 recommended property tax levy is 27.86% of its taxing power.

2016 Budget Charts

Constitutional Debt Limit



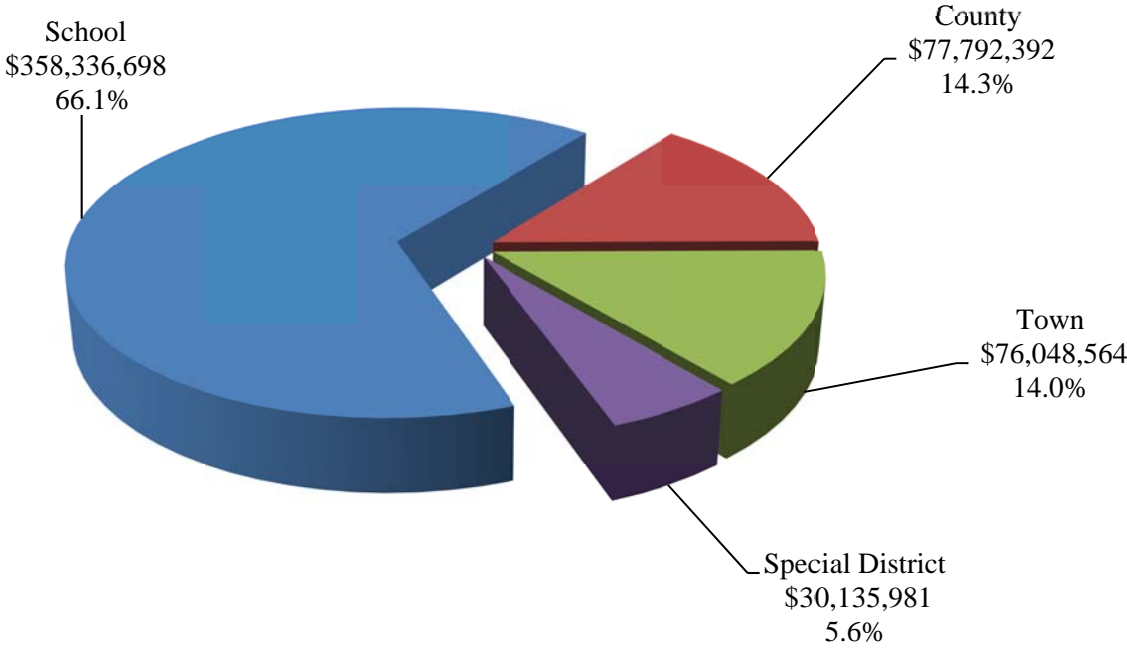
Ulster County’s outstanding debt is 6.81% of the constitutional limit for this budget.

2016 Budget Charts

Estimated Operating Fund Balance *End of 2015 After Deducting Reserves*

Fund	Estimated Amount
General Fund	\$31,343,438
Special Grant Fund	\$15,563
County Road Fund	\$2,111,683
Road Machinery Fund	\$4,027,032
Debt Service Fund	\$1,263,621
Total	\$38,761,337

2015 Ulster County Tax Apportionment



Summary By Responsibility Center

Responsibility Center	Fund	Department Title	Total Appropriations	Estimated Revenue	Net County Share
County Executive					
Aging	A	Aging, Programs for the	3,443,486	2,248,596	(1,194,890)
Arson Task Force	A	Arson Task Force	58,856	-	(58,856)
County Attorney	A	County Attorney	1,486,186	19,000	(1,467,186)
County Executive	A	County Executive	1,007,169	-	(1,007,169)
	A	Historian	2,150	-	(2,150)
Emergency Management	A	E911 - Public Safety Communications	3,619,830	1,257,835	(2,361,995)
Employment and Training	B	Employment and Training	891,636	1,017,154	125,518
	B	Job Training Services	1,209,693	1,084,175	(125,518)
	B	Participant Support	6,000	6,000	-
Environment	A	Environmental Control	390,231	112,077	(278,154)
Finance	A	Bond Anticipation Notes	425,000	200,000	(225,000)
	A	Budget	330,952	-	(330,952)
	A	Community College Tuition	3,650,000	85,000	(3,565,000)
	A	Contribution to Community College	6,400,863	-	(6,400,863)
	A	Finance	4,150,742	8,772,500	4,621,758
	A	Real Property	508,995	15,500	(493,495)
	A	Retirement	634,263	634,263	-
	A	Sales Tax	15,945,076	109,966,041	94,020,965
	A	Unified Court Budget Costs	14,500	-	(14,500)
	B	Other Long Term Debt, HUD Loans	4,500	-	(4,500)
	B	Rehabilitation Loans and Grants	600,400	604,900	4,500
	V	Debt Service Fund	9,629,933	-	(9,629,933)
Fire Coordinator	A	Fire Coordinator	135,361	-	(135,361)
Human Rights	A	Human Rights Commission	19,268	-	(19,268)
Information Services	A	Information Services	7,321,131	80,630	(7,240,501)
Insurance	A	Disability Insurance	131,000	10,000	(121,000)
	A	Insurance, Unallocated	5,113,206	880,100	(4,233,106)
	S	Self Insurance Fund	9,956,242	9,956,242	-
Mental Health	A	Contracted Narcotics Addiction Cntrl	1,227,062	892,422	(334,640)
	A	Mental Health Administration	1,678,854	642,187	(1,036,667)
	A	Mental Health Programs	1,845,850	11,250	(1,834,600)
	A	Mental Health Services, Contracted	7,269,355	6,308,604	(960,751)
	A	Psychiatric Expend, Criminal	300,000	-	(300,000)
Personnel	A	Hospital & Medical Insurance	4,691,204	400,000	(4,291,204)
	A	Other Benefits	1,770,000	-	(1,770,000)
	A	Personnel	1,384,070	18,500	(1,365,570)
	A	Unemployment Insurance	186,600	-	(186,600)
Planning	A	Planning	1,840,701	747,600	(1,093,101)
Probation	A	Probation	5,996,671	1,629,394	(4,367,277)
	A	Rehabilitation Services	178,924	40,250	(138,674)
Public Defender	A	Public Defender	2,363,235	690,779	(1,672,456)
Public Health	A	Medical Examiner	340,172	825	(339,347)
	A	Other Education	10,000	10,000	-
	A	Public Health	5,730,698	2,820,117	(2,910,581)
	A	WIC Program	799,730	741,427	(58,303)
Public Works	A	Buildings and Grounds	9,778,543	1,137,803	(8,640,740)
	A	Central Garage	663,615	275,000	(388,615)
	A	Off-Street Parking	50,606	36,200	(14,406)
	A	Parks	352,240	109,800	(242,440)
	A	Public Works Administration	876,069	1,225,200	349,131
	D	Engineering	445,276	-	(445,276)
	D	Highway Administration	2,951,551	-	(2,951,551)
	D	Maintenance of Roads and Bridges	8,518,787	1,162,183	(7,356,604)
	D	Permanent Improvements	3,010,493	3,010,493	-
	D	Snow Removal	3,773,023	125,000	(3,648,023)
	E	Machinery	4,679,000	4,691,000	12,000
	E	Stockpile	312,000	300,000	(12,000)
	Purchasing	A	Purchasing	1,060,401	111,000
Safety	A	Safety Inspection	417,790	6,500	(411,290)

Summary By Responsibility Center

Responsibility Center	Fund	Department Title	Total Appropriations	Estimated Revenue	Net County Share
County Executive					
Social Services	A	Child Care	25,725,000	17,140,796	(8,584,204)
	A	Day Care	3,600,000	3,131,612	(468,388)
	A	Emergency Aid for Adults	180,000	90,000	(90,000)
	A	Family Assistance	14,000,000	9,966,838	(4,033,162)
	A	Home Energy Assistance	135,000	111,372	(23,628)
	A	Juvenile Delinquent	300,000	60,843	(239,157)
	A	Medical Assistance	120,000	(1,114,860)	(1,234,860)
	A	Medical Assistance - MMIS	34,921,341	1,300,000	(33,621,341)
	A	Safety Net	11,200,000	3,784,050	(7,415,950)
	A	Services for Recipients	1,000,000	490,026	(509,974)
	A	Social Services Administration	31,286,981	26,733,989	(4,552,992)
	A	State Training School	150,000	-	(150,000)
Tourism	A	Tourism	965,224	236,403	(728,821)
UCAT	A	Bus Operations	7,525,466	5,892,459	(1,633,007)
Veterans	A	Veterans Services	818,455	23,000	(795,455)
Weights & Measures	A	Weights & Measures	192,990	100,242	(92,748)
Youth Bureau	A	Youth Programs	339,759	213,821	(125,938)
		Total County Executive	284,049,405	232,254,138	(51,795,267)
Legislature					
	A	Conservation	441,500	-	(441,500)
	A	Contingent Account	825,000	-	(825,000)
	A	Elections	2,040,326	483,355	(1,556,971)
	A	Legislative Board	656,786	-	(656,786)
	A	Legislative Board, Clerk of	927,358	-	(927,358)
	A	Municipal Association Dues	33,605	-	(33,605)
	A	Other Economic Opportunity	21,750	-	(21,750)
	A	Libraries	74,250	-	(74,250)
	A	Other Performing Arts	80,750	-	(80,750)
	A	Other Home & Community Service	66,000	-	(66,000)
		Total Legislature	5,167,325	483,355	(4,683,970)
Comptroller					
	A	Comptroller	870,526	-	(870,526)
County Clerk					
	A	County Clerk	3,973,146	2,377,685	(1,595,461)
District Attorney					
	A	District Attorney	4,327,030	773,299	(3,553,731)
Sheriff					
	A	Municipal Court	37,678	35,000	(2,678)
	A	Drug Investigations	819,511	101,500	(718,011)
	A	Jail	20,635,004	761,397	(19,873,607)
	A	Sheriff	10,122,279	1,006,176	(9,116,103)
		Total Sheriff	31,614,472	1,904,073	(29,710,399)
ALL FUNDS					
Totals			330,001,904	237,792,550	(92,209,354)
Appropriated Fund Balance			-	16,123,624	16,123,624
Real Property Tax			-	77,085,730	77,085,730
Deferred Property Tax			-	(1,000,000)	(1,000,000)
GRAND TOTALS			\$ 330,001,904	\$ 330,001,904	-

STATEMENT OF DEBT

As of September 30, 2015

DEBT OUTSTANDING	ISSUE DATE	MATURITY DATE	INTEREST RATE	PRINCIPAL AMOUNT OUTSTANDING
Serial Bonds: County				
Public Improvements	November-2006	November-2021	3.85%	279,442
Public Improvements	November-2007	November-2022	4.00%	393,500
Public Improvements	November-2008	November-2023	4.44%	556,500
Public Improvements (Refunding Bond)	May-2009	October-2017	4.25%	1,632,974
Public Improvements	November-2009	November-2024	3.00%	2,535,000
Public Improvements	November-2010	November-2025	3.10%	2,380,000
Public Improvements	November-2011	November-2022	2.31%	780,000
Public Improvements (Refunding Bond)	June-2012	November-2024	4.29%	16,255,000
Law Enforcement Center (Refunding Bond)	June-2012	November-2029	4.44%	34,900,000
Public Improvements	November-2012	November-2027	2.22%	1,940,400
Public Improvements	November-2013	November-2028	2.53%	3,075,000
Public Improvements	November-2014	November-2027	2.00%	3,851,300
Public Improvements (Refunding Bond)	March-2015	November-2023	3.67%	4,513,259
				\$ 73,092,375
Serial Bonds: UTASC				
Tobacco Bonds	February-2001	December-2040	6.12-6.26%	29,040,000
Tobacco Bonds	November-2005	December-2060	6.00-7.85%	17,389,109
				\$ 46,429,109
Total Serial Bonds: County				
				\$ 119,521,484
Serial Bonds: UCCC				
Public Improvements	November-2006	November-2021	3.85%	40,558
Public Improvements	November-2007	November-2022	4.00%	201,500
Public Improvements	November-2008	November-2023	4.44%	18,500
Public Improvements (Refunding Bond)	May-2009	October-2017	4.25%	177,026
Public Improvements	November-2012	November-2027	2.22%	1,304,600
Public Improvements (Refunding Bond)	March-2015	November-2023	3.67%	991,741
				\$ 2,733,925
Total Serial Bonds: UCCC				
				\$ 2,733,925
Total Serial Bonds per Long-Term Debt:				
				\$ 122,255,409

STATEMENT OF DEBT

As of September 30, 2015

DEBT OUTSTANDING	ISSUE DATE	MATURITY DATE	INTEREST RATE	PRINCIPAL AMOUNT OUTSTANDING
<i>Bond Anticipation Notes:</i>				
UCCC Safety and Nursing Labs - Capital Project #286	November-2014	November-2015	1.00%	193,000
Town of Lloyd Bridge - Capital Project #242	November-2014	November-2015	1.00%	299,000
South Putt Corners Road - Capital Project #336	November-2014	November-2015	1.00%	234,000
ADA Compliance Mental Health - Capital Project #345	November-2014	November-2015	1.00%	157,000
ADA Compliance UC Fairgrounds - Capital Project #346	November-2014	November-2015	1.00%	91,000
ADA Compliance Trudy Resnick Building - Capital Project #347	November-2014	November-2015	1.00%	46,000
ADA Compliance Public Works Admin - Capital Project #348	November-2014	November-2015	1.00%	119,000
ADA Compliance UC Courthouse Exterior - Capital Project #349	November-2014	November-2015	1.00%	57,000
ADA Compliance UC Office Building - Capital Project #350	November-2014	November-2015	1.00%	134,000
ADA Compliance 911 Emergency Mgt. - Capital Project #351	November-2014	November-2015	1.00%	20,000
Tropical Storm Irene Reconstruction - Capital Project #354	November-2014	November-2015	1.00%	2,225,000
Flood Remediation - Capital Project #356	November-2014	November-2015	1.00%	2,460,000
UCCC HVAC, Generator System - Capital Project #373	November-2014	November-2015	1.00%	620,000
Purchase of Highway Equipment - Capital Project #380	November-2014	November-2015	1.00%	547,340
Rehabilitation of Sauer Bridge - Capital Project #385	November-2014	November-2015	1.00%	2,000,000
Purchase of County Vehicles - Capital Project #404	November-2014	November-2015	1.00%	305,000
Purchase of Highway Equipment - Capital Project #408	November-2014	November-2015	1.00%	2,158,400
Reconstruction of Various Roads - Capital Project #410	November-2014	November-2015	1.00%	425,000
<i>Total Bond Anticipation Notes:</i>				\$ 12,090,740
<i>TOTAL DEBT OUTSTANDING:</i> <i>(Includes Tobacco Debt of \$46,429,109)</i>				\$ 134,346,149

DEBT AUTHORIZED AND UNISSUED

As of September 30, 2015

SERIAL BONDS AUTHORIZED/UNISSUED	PROJECT NUMBER	AUTHORIZATION MONTH	Beginning Balance	AUTHORIZED AMOUNT UNISSUED
Mount Marion Bridge (HBRR)	131	Dec. 1998	116,000	116,000
Kerhonkson Bridge (HBRR)	234	Oct. 1999, Aug. 2007, Apr. 2009	247,262	247,262
Town of Lloyd Bridge (HBRR)	242	Nov. 2000, Apr. 2009, Jun. 2011	609,714	609,714
Coxing Road Bridge (HBRR)	252	Apr. 2002	250,000	250,000
Bailey Bridge	260	Jun. 2003, Jun. 2006, Jul. 2014, May 2015	304,028	328,178
Crowell Bridge (HBRR)	262	Oct. 1999, Apr. 2013, Jun. 2014	1,425,048	1,425,048
Bert Law Bridge (HBRR)	263	Apr. 2002	225,000	225,000
Sawkill School Bridge (HBRR)	264	Apr. 2002	119,448	66,362
UCCC Facilities Master Plan	286	Mar. 2006, Dec. 2008	374,216	374,216
Zena Box Culvert	330	Mar. 2010	200,000	200,000
Rail Trail Connector	334	Mar. 2010, Aug. 2014	245,000	245,000
South Putt Corners Road	336	Jan. 2011	271,048	271,048
Wittenburg Box Culvert	343	May 2011	85,000	85,000
Frost Valley Road Box Culvert	344	Jun. 2011	110,000	110,000
ADA Compliance Mental Health	345	Jun. 2011	165,000	165,000
ADA Compliance UC Fairgrounds	346	Jun. 2011	93,000	93,000
ADA Compliance Trudy Resnick	347	Jun. 2011	48,000	48,000
ADA Compliance Public Works Admin	348	Jun. 2011	122,000	122,000
ADA Compliance UC Courthouse Exterior	349	Jun. 2011	58,500	58,500
ADA Compliance UC Office Building	350	Jun. 2011	137,000	137,000
ADA Compliance 911 Emergency Mgt.	351	Jun. 2011	21,000	21,000
Dewitt Mills Road Box Culvert	352	Jun. 2011	200,000	200,000
Tropical Storm Irene Reconstruction	354	Sept. 2011	9,397,896	9,155,070
Flood Remediation - NYS	356	Mar. 2012	1,500,000	1,086,456
Trudy Resnick Farber Building	362	Apr. 2013	142,000	142,000
DPW - Mechanics Shop Roof Repair	364	Apr. 2013	315,600	315,600
DPW - Dispatch Building Roof Repair	365	Apr. 2013	259,600	259,600
DPW - Tire Shop Roof Repair	366	Apr. 2013	41,200	41,200
DPW - Welding Shop Roof Repair	367	Apr. 2013	11,600	11,600
New Financial System	368	Jun. 2012	1,125,000	425,000
Reconstruction of Ulster Heights Road	369	Jul. 2012	230,000	230,000
S.T.R.I.V.E	370	Oct. 2012, Jun. 2013, Mar. 2014, Aug. 2014, Oct. 2014	7,157,045	5,342,642
Turnwood Road Box Culvert	372	Aug. 2012	15,000	15,000
HVAC and Generators UCCC	373	Aug. 2012	620,000	620,000
Salt Storage Buildings	374	Sept. 2012	85,500	85,500
Salt Spreaders	375	Sept. 2012	85,000	85,000
Sheriff Patrol Vehicle Purchase	376	Jan. 2013	13,835	13,835
Storm Water Improvement Project	378	Feb. 2013	125,000	125,000
Highway & Bridges Equipment/Vehicles	380	Feb. 2013, Dec. 2013	547,340	547,340
Shandaken Garage Roof Repair	382	Apr. 2013	35,600	35,600
Accord Sub-Station Roof Repair	383	Apr. 2013	38,400	38,400
Sundown Sub-Station Roof Repair	384	Apr. 2013	52,400	52,400
Sauer Bridge	385	Mar. 2013	2,000,000	2,000,000
Kripplebush Road Box Culvert	387	Apr. 2013	150,000	150,000
State Camp Bridge	388	Apr. 2013	300,000	300,000
Sundown Bridge	390	Apr. 2013	125,000	125,000
Fleet Service Bay Expansion	403	Apr. 2014	550,000	550,000
Central Auto Vehicles	404	May 2014	305,000	305,000
UCCC Renovation Kelder Center	405	Apr. 2014, May 2015	383,258	524,514
Flood Remediation - Irene/Lee	406	May 2014	6,558,566	6,558,566
Purchase of Highway Equipment	408	Apr. 2014, Jul. 2014	2,158,400	2,158,400
UC Brownfield Opportunity Study	409	May 2014	202,671	202,671
Various Road Materials	410	May 2014	425,000	425,000
W. Saugerties Span Bridge #1	411	May 2014	140,000	140,000
W. Saugerties Span Bridge #2	412	May 2014	140,000	140,000
Voice Over IP Phone System	413	May 2014	671,960	671,960
New Paltz Pool Repairs	414	Jun. 2014	500,000	500,000
Sawkill Bridge #92	417	Feb. 2015	-	110,000
Buttermilk Falls Bridge #22	418	Feb. 2015	-	100,000
Traver Bridge #114	420	Feb. 2015	-	120,000
Little Maben Hollow Bridge #184	422	Feb. 2015	-	125,000
Asphalt Overlay - Section A	425	Feb. 2015	-	2,011,440
Asphalt Overlay - Section B	426	Feb. 2015	-	2,257,385
Lucas Ave Shoulder Asphalt Overlay	427	Feb. 2015	-	2,422,400
Various Roads Shoulder Overlay	428	Feb. 2015	-	61,000
Mount Marion Bridge #30	438	Feb. 2015	-	900,000

DEBT AUTHORIZED AND UNISSUED

As of September 30, 2015

SERIAL BONDS AUTHORIZED/UNISSUED	PROJECT NUMBER	AUTHORIZATION MONTH	Beginning Balance	AUTHORIZED AMOUNT UNISSUED
Walkill Bridge #127	439	Feb. 2015	-	950,000
Mountain Road #153	441	Feb. 2015	-	310,000
Elting Road Repair	443	Feb. 2015	-	85,000
Alligerville Bridge #136	444	Feb. 2015	-	562,500
Leggs Mill Bridge #152	445	Feb. 2015	-	562,500
Sheriff Patrol Vehicle Purchase	446	Jan. 2015	-	141,000
Road Materials - Various Roads	448	Feb. 2015	-	425,000
Aegis Mobile - Sheriff's Dept	449	Mar. 2015	-	312,970
Large Culvert Inspection Program	450	Apr. 2015	-	200,000
Right of Way - Hudson Valley Rail Trail West	451	Apr. 2015	-	35,000
Perrine's Bridge Restoration	452	Apr. 2015	-	350,000
Purchase of Highway Equipment	453	Apr. 2015	-	2,790,000
UCLEC Repairs & Data Center HVAC	454	Apr. 2015	-	255,000
Building Security Improvements	455	May 2015	-	150,000
UC Law Enforcement Lighting	456	Jun. 2015	-	12,237
Central Auto Vehicles	457	Jul. 2015	-	319,000
TOTAL SERIAL BONDS/BANS				\$ 54,343,114
REVENUE ANTICIPATION NOTES				
Sales and Compensating Use Taxes		Jan. 2015		15,000,000
TOTAL REVENUE ANTICIPATION NOTES				\$ 15,000,000
TAX ANTICIPATION NOES				
Real Property Taxes (2015)		Jan. 2015		20,000,000
TOTAL TAX ANTICIPATION NOTES				\$ 20,000,000
TOTAL DEBT AUTHORIZED AND UNISSUED:				\$ 89,343,114

**Assessor's Report - 2015 - Current Year File
S495 Exemption Impact Report**

**NYS - Real Property System
County of Ulster**

RPS221/V04/L001

**County Summary
Total Assessed Value**

**Date/Time - 9/25/2015 10:16:33
18,981,108,875**

Uniform Percentage

Equalized Total Assessed Value

20,857,610,995

Exemption Code	Exemption Name	Statutory Authority	Number of Exemptions	Total Equalized Value of Exemptions	Percent of Value Exempted
12100	NYS - GENERALLY	RPTL 404(1)	133	455,646,472	2.18
12350	PUBLIC AUTHORITY - STATE	RPTL 412	9	11,393,935	0.05
13100	CO - GENERALLY	RPTL 406(1)	88	115,429,378	0.55
13350	CITY - GENERALLY	RPTL 406(1)	139	81,834,225	0.39
13360	AQUEDUCTS OF NYC WATER SUPPLY	RPTL 406(4)	2	6,568,458	0.03
13440	CITY O/S LIMITS - SEWER OR WATER	RPTL 406(3)	7	1,112,717	0.01
13500	TOWN - GENERALLY	RPTL 406(1)	422	99,167,354	0.48
13650	VG - GENERALLY	RPTL 406(1)	85	29,333,430	0.14
13740	VG O/S LIMITS - SEWER OR WATER	RPTL 406(3)	10	1,015,600	0
13800	SCHOOL DISTRICT	RPTL 408	79	325,737,428	1.56
13850	BOCES	RPTL 408	5	2,320,099	0.01
13870	SPEC DIST USED FOR PURPOSE ESTAB	RPTL 410	51	23,919,321	0.11
13890	PUBLIC AUTHORITY - LOCAL	RPTL 412	2	2,175,060	0.01
14100	USA - GENERALLY	RPTL 400(1)	8	1,120,093	0.01
14110	USA - SPECIFIED USES	STATE L 54	16	6,598,630	0.03
18020	MUNICIPAL INDUSTRIAL DEV AGENCY	RPTL 412-a	26	156,238,861	0.75
18080	MUN HSNB AUTH-FEDERAL/MUN AIDED	PUB HSNB L 52(3)&(5)	1	6,261,000	0.03
21600	RES OF CLERGY - RELIG CORP OWNER	RPTL 462	49	19,414,517	0.09
25110	NONPROF CORP - RELIG(CONST PROT)	RPTL 420-a	453	443,873,370	2.13
25120	NONPROF CORP - EDUCL(CONST PROT)	RPTL 420-a	183	105,228,662	0.5
25130	NONPROF CORP - CHAR (CONST PROT)	RPTL 420-a	118	45,813,372	0.22
25210	NONPROF CORP - HOSPITAL	RPTL 420-a	38	48,516,375	0.23
25230	NONPROF CORP - MORAL/MENTAL IMP	RPTL 420-a	177	97,083,200	0.47
25300	NONPROF CORP - SPECIFIED USES	RPTL 420-b	123	43,038,297	0.21
26050	AGRICULTURAL SOCIETY	RPTL 450	15	3,466,800	0.02
26100	VETERANS ORGANIZATION	RPTL 452	16	3,869,370	0.02
26250	HISTORICAL SOCIETY	RPTL 444	27	3,370,964	0.02
26300	INTERDENOMINATIONAL CENTER	RPTL 430	2	435,900	0
26400	INC VOLUNTEER FIRE CO OR DEPT	RPTL 464(2)	111	38,859,063	0.19
27350	PRIVATELY OWNED CEMETERY LAND	RPTL 446	143	17,248,214	0.08
28120	NOT-FOR-PROFIT HOUSING CO	RPTL 422	4	7,046,278	0.03
28540	NOT-FOR-PROFIT HOUS CO - HOSTELS	RPTL 422	15	6,772,512	0.03
28550	NOT-FOR-PROFIT HOUS CO-SR CITS CTR	RPTL 422	6	23,508,637	0.11
29150	OPERA HOUSE	RPTL 426	1	1,130,000	0.01
29500	PERFORMING ARTS BUILDING	RPTL 427	1	78,431	0
32252	NYS OWNED REFORESTATION LAND	RPTL 534	5	3,904,206	0.02
32301	NYS LAND TAXABLE FOR SCHOOL ONLY	RPTL 536	20	9,263,215	0.04
33201	TAX SALE - COUNTY OWNED	RPTL 406(5)	43	1,278,151	0.01
38260	MUN HSNB AUTH -NYS AIDED	PUB HSNB L 52(4)&(5)	3	10,336,400	0.05
41101	VETS EX BASED ON ELIGIBLE FUNDS	RPTL 458(1)	214	431,358	0
41102	VETS EX BASED ON ELIGIBLE FUNDS	RPTL 458(1)	30	67,794	0
41111	VET PRO RATA: FULL VALUE ASSMT	RPTL 458(5)	2	1,650	0
41120	ALT VET EX-WAR PERIOD-NON-COMBAT	RPTL 458-a	3,464	95,191,245	0.46
41121	ALT VET EX-WAR PERIOD-NON-COMBAT	RPTL 458-a	1	36,000	0
41122	ALT VET EX-WAR PERIOD-NON-COMBAT	RPTL 458-a	7	124,988	0
41125	ALT VET EX-WAR PERIOD-NON-COMBAT	RPTL 458-a	7	234,312	0
41130	ALT VET EX-WAR PERIOD-COMBAT	RPTL 458-a	2,819	125,597,667	0.6
41131	ALT VET EX-WAR PERIOD-COMBAT	RPTL 458-a	2	107,750	0
41132	ALT VET EX-WAR PERIOD-COMBAT	RPTL 458-a	5	223,383	0
41135	ALT VET EX-WAR PERIOD-COMBAT	RPTL 458-a	3	143,270	0
41140	ALT VET EX-WAR PERIOD-DISABILITY	RPTL 458-a	773	34,144,512	0.16
41145	ALT VET EX-WAR PERIOD-DISABILITY	RPTL 458-a	1	64,650	0
41152	COLD WAR VETERANS (10%)	RPTL 458-b	16	246,353	0

41161	COLD WAR VETERANS (15%)	RPTL 458-b	55	1,567,420	0.01
41162	COLD WAR VETERANS (15%)	RPTL 458-b	358	9,938,355	0.05
41171	COLD WAR VETERANS (DISABLED)	RPTL 458-b	15	414,150	0
41172	COLD WAR VETERANS (DISABLED)	RPTL 458-b	15	357,338	0
41300	PARAPLEGIC VETS	RPTL 458(3)	3	921,506	0
41400	CLERGY	RPTL 460	49	84,860	0
41692	VOLUNTEER FIREFIGHTERS AND AMBULANCE WORKERS IN CERTAIN COUNTIES (SCHOOL DISTRICT ELIGIBLE)	RPTL 466-c,d,e,f,g,h&i	2	5,970	0
41700	AGRICULTURAL BUILDING	RPTL 483	71	12,345,358	0.06
41720	AGRICULTURAL DISTRICT	AG-MKTS L 305	1,107	113,337,429	0.54
41730	AGRIC LAND-INDIV NOT IN AG DIST	AG MKTS L 306	144	11,953,499	0.06
41750	AG LAND ELIGIBLE FOR AG ASSMT	AG-MKTS 305(7)	10	275,287	0
41800	PERSONS AGE 65 OR OVER	RPTL 467	1,578	120,370,657	0.58
41801	PERSONS AGE 65 OR OVER	RPTL 467	361	25,169,379	0.12
41802	PERSONS AGE 65 OR OVER	RPTL 467	1,222	68,377,847	0.33
41805	PERSONS AGE 65 OR OVER	RPTL 467	498	34,870,640	0.17
41822	LIVING QUARTERS FOR PARENTS AND GRANDPARENTS	RPTL 469	13	791,259	0
41900	PHYSICALLY DISABLED	RPTL 459	3	71,010	0
41901	PHYSICALLY DISABLED	RPTL 459	3	183,240	0
41930	DISABILITIES AND LIMITED INCOMES	RPTL 459-c	66	5,627,997	0.03
41931	DISABILITIES AND LIMITED INCOMES	RPTL 459-c	49	3,059,949	0.01
41932	DISABILITIES AND LIMITED INCOMES	RPTL 459-c	83	5,468,402	0.03
41935	DISABILITIES AND LIMITED INCOMES	RPTL 459-c	26	2,188,385	0.01
42100	SILOS, MANURE STORAGE TANKS,	RPTL 483-a	2	4,431	0
42120	TEMPORARY GREENHOUSES	RPTL 483-c	2	21,000	0
42130	FARM OR FOOD PROCESSING LABOR CAMPS OR COMMISSARIES	RPTL 483-d	57	3,585,311	0.02
44112	FIRST-TIME HOMEBUYERS - NEW CONSTRUCTION	RPTL 457	1	32,000	0
47100	Mass Telecomm Ceiling	RPTL S499-qqqq	49	1,501,730	0.01
47200	RAILROAD - PARTIALLY EXEMPT	RPTL 489-d&dd	7	35,049,381	0.17
47450	FOREST/REF LAND - FISHER ACT	RPTL 480	12	2,161,976	0.01
47460	FOREST LAND CERTD AFTER 8/74	RPTL 480-a	321	36,700,376	0.18
47500	CONS EASMT, PERPETUAL	RPTL 491	1	14,850	0
47610	BUSINESS INVESTMENT PROPERTY POST 8/5/97	RPTL 485-b	50	7,814,766	0.04
47611	BUSINESS INVESTMENT PROPERTY POST 8/5/97	RPTL 485-b	20	1,021,465	0
47615	BUSINESS INVESTMENT PROPERTY POST 8/5/97	RPTL 485-b	29	7,769,769	0.04
48650	LTD PROF HOUSING CO	P H F I L 33,556,654-a	2	10,656,000	0.05
48660	HOUSING DEVELOPMENT FUND CO	P H F I L 577,654-a	2	5,569,554	0.03
48675	REDEVELOPMENT HOUSING CO	P H F I L 125 & 127	2	1,316,400	0.01
48690	REDEVELOPMENT CO - PHASE OUT	RPTL 423	1	1,202,200	0.01
49500	SOLAR OR WIND ENERGY SYSTEM	RPTL 487	80	2,207,828	0.01
50000	SYSTEM CODE	STATUTORY AUTH NOT DEFINED	3	214,650	0
50001	SYSTEM CODE	STATUTORY AUTH NOT DEFINED	19	10,901,160	0.05
50002	SYSTEM CODE	STATUTORY AUTH NOT DEFINED	8	385,880	0
50005	SYSTEM CODE	STATUTORY AUTH NOT DEFINED	1	0	0
51001	SYSTEM CODE	STATUTORY AUTH NOT DEFINED	239	26,290,070	0.13
Total Exemptions Exclusive of System Exemptions:			16,349	3,050,031,901	14.62
Total System Exemptions:			270	37,791,760	0.18
Totals:			16,619	3,087,823,661	14.8

Amount, if any, attributable to payments in lieu of taxes: _____

GENERAL FUND

Department 1010 Legislative Board

Division 1001 Legislative Board

EXPENSES

<u>Account</u>	<u>2013 Actual</u>	<u>2014 Actual</u>	<u>2015 Adopted Budget</u>	<u>2015 Amended Budget</u>	<u>2016 Dept Request</u>	<u>2016 Executive Recommendation</u>
1300 - Regular Pay	243,499	251,640	243,500	243,500	243,500	243,500
1400 - Part Time Pay	16,500	16,500	-	-	-	-
4580 - Conference Expenses	3,133	2,743	4,400	4,400	6,000	6,000
4590 - Travel	11,173	13,460	16,000	16,000	18,000	18,000
4600 - Misc Contractual Expense	-	-	100	100	-	-
8000 - Retirement	-	53,067	48,351	48,351	48,351	42,129
8010 - Social Security/FICA	-	18,885	18,628	18,628	18,628	18,628
8020 - Health Insurance	-	211,776	317,276	317,276	317,276	328,529
Division Total	274,306	568,070	648,255	648,255	651,755	656,786

REVENUES

<u>Account</u>	<u>2013 Actual</u>	<u>2014 Actual</u>	<u>2015 Adopted Budget</u>	<u>2015 Amended Budget</u>	<u>2016 Dept Request</u>	<u>2016 Executive Recommendation</u>
3000 - Real Property Taxes	56,896,986	55,787,406	54,255,129	54,255,129	-	52,554,343
3100 - Non-Property Tax Items	8,233	-	-	-	-	-
3280 - Misc Local Sources	928	-	-	-	-	-
Division Total	56,906,148	55,787,406	54,255,129	54,255,129	-	52,554,343

Department Expense Total	274,306	568,070	648,255	648,255	651,755	656,786
Department Revenue Total	56,906,148	55,787,406	54,255,129	54,255,129	-	52,554,343

DEPARTMENT POSITION SUMMARY

<u>Title</u>	<u># of Positions</u>	<u>Total Salary</u>
CHAIRMAN OF THE LEGISLATURE	1	19,500
LEGISLATOR	20	200,000
MAJORITY LEADER/LEGISLATOR	1	12,000
MINORITY LEADER/LEGISLATOR	1	12,000
Total Benefited Positions	23	243,500

GENERAL FUND

Department 1040 Clerk of Legislative Board

Division 1006 Clerk of Legislative Board

EXPENSES

<u>Account</u>	2013 Actual	2014 Actual	2015 Adopted Budget	2015 Amended Budget	2016 Dept Request	2016 Executive Recommendation
1300 - Regular Pay	280,226	320,418	332,638	332,638	339,293	339,293
1400 - Part Time Pay	24,998	71,966	105,000	105,000	107,100	107,100
1420 - Contractual Pays	-	7,259	8,000	8,000	13,859	13,859
2000 - Office Equipment	-	256	2,985	6,538	3,000	3,000
4000 - Supplies	2,846	10,255	7,000	4,900	6,000	6,000
4300 - Professional Services	221,142	173,772	210,568	241,568	208,803	208,803
4600 - Misc Contractual Expense	6,912	9,201	10,850	14,118	13,600	13,600
8000 - Retirement	-	75,722	84,583	84,583	84,583	71,938
8010 - Social Security/FICA	-	29,891	33,199	33,199	35,210	35,210
8020 - Health Insurance	-	99,512	124,152	124,152	124,152	128,555
Division Total	536,124	798,253	918,975	954,696	935,600	927,358
Department Expense Total	536,124	798,253	918,975	954,696	935,600	927,358

DEPARTMENT POSITION SUMMARY

<u>Title</u>	<u># of Positions</u>	<u>Total Salary</u>
CLERK OF THE LEGISLATURE	1	77,830
DEP CLERK TO THE LEGISLATURE	2	117,880
LEGISLATIVE COUNSEL	2	76,500
LEGISLATIVE EMPLOYEE	1	48,742
LEGISLATIVE FISCAL ANALYST	1	41,773
MINORITY COUNSEL	1	30,600
SR LEGISLATIVE EMPLOYEE	1	53,068
Total Benefited Positions	9	446,393

GENERAL FUND

Department 1110 Municipal Court
 Division 1016 Court Security

EXPENSES

<u>Account</u>	2013 Actual	2014 Actual	2015 Adopted Budget	2015 Amended Budget	2016 Dept Request	2016 Executive Recommendation
1400 - Part Time Pay	27,785	24,710	32,000	32,000	35,000	35,000
8010 - Social Security/FICA	-	1,891	2,448	2,448	2,678	2,678
Division Total	27,785	26,601	34,448	34,448	37,678	37,678

REVENUES

<u>Account</u>	2013 Actual	2014 Actual	2015 Adopted Budget	2015 Amended Budget	2016 Dept Request	2016 Executive Recommendation
3300 - State Aid	31,946	28,332	32,000	32,000	35,000	35,000
Division Total	31,946	28,332	32,000	32,000	35,000	35,000

Department Expense Total	27,785	26,601	34,448	34,448	37,678	37,678
Department Revenue Total	31,946	28,332	32,000	32,000	35,000	35,000

DEPARTMENT POSITION SUMMARY

Total Benefited Positions	-	-
---------------------------	---	---

GENERAL FUND

Department 1162 Unified Court Budget Costs

Division 1026 Justices & Const

EXPENSES

<u>Account</u>	<u>2013 Actual</u>	<u>2014 Actual</u>	<u>2015 Adopted Budget</u>	<u>2015 Amended Budget</u>	<u>2016 Executive Recommendation</u>
4300 - Professional Services	13,454	14,206	14,500	14,500	14,500
Division Total	<u>13,454</u>	<u>14,206</u>	<u>14,500</u>	<u>14,500</u>	<u>14,500</u>
Department Expense Total	13,454	14,206	14,500	14,500	14,500

GENERAL FUND

Department 1165 District Attorney

Division 1031 DA

EXPENSES

<u>Account</u>	2013 <u>Actual</u>	2014 <u>Actual</u>	2015 <u>Adopted Budget</u>	2015 <u>Amended Budget</u>	2016 <u>Dept Request</u>	2016 <u>Executive Recommendation</u>
1300 - Regular Pay	1,911,093	1,891,819	1,946,631	1,946,631	1,998,631	1,992,867
1400 - Part Time Pay	253,759	456,718	503,814	503,814	503,814	632,059
1420 - Contractual Pays	-	75,240	74,550	74,550	74,550	74,550
2000 - Office Equipment	-	-	-	2,166	-	-
2200 - Computer Equipment	1,218	336	1,000	634	1,000	1,000
2300 - Other Equipment	3,988	39,779	7,000	7,000	7,000	7,000
4000 - Supplies	30,908	30,078	30,500	30,003	31,500	31,500
4300 - Professional Services	268,852	252,756	275,300	272,146	282,300	282,300
4570 - Leases/Rental	4,493	4,103	5,265	4,665	-	-
4580 - Conference Expenses	3,483	2,061	-	-	500	500
4590 - Travel	15,604	13,298	14,200	14,200	14,200	14,200
4600 - Misc Contractual Expense	67,826	68,664	62,200	62,200	62,440	62,440
4670 - Communication Expenses	12,951	15,470	23,000	23,000	23,000	23,000
4690 - Maintenance	252	602	1,000	1,000	500	500
4710 - Law Enforce Activities	43,124	62,525	47,000	51,279	84,500	84,500
8000 - Retirement	-	460,665	441,889	441,889	441,889	399,885
8010 - Social Security/FICA	-	178,209	193,162	193,162	193,162	206,510
8020 - Health Insurance	-	520,121	496,606	496,606	496,606	514,219
Division Total	2,617,552	4,072,444	4,123,117	4,124,944	4,215,592	4,327,030

REVENUES

<u>Account</u>	2013 <u>Actual</u>	2014 <u>Actual</u>	2015 <u>Adopted Budget</u>	2015 <u>Amended Budget</u>	2016 <u>Dept Request</u>	2016 <u>Executive Recommendation</u>
3120 - Departmental Income	4,700	8,759	2,000	2,000	2,000	2,000
3200 - Intergovernmental Charges	-	2,274	5,000	5,000	5,000	5,000
3260 - Fines & Forfeitures	12,691	35,417	20,000	20,000	42,500	42,500
3300 - State Aid	364,981	360,544	393,600	393,600	459,475	459,475
3600 - Intra-fund Revenues	274,020	276,698	206,000	206,000	264,324	264,324
Division Total	656,392	683,693	626,600	626,600	773,299	773,299

Department Expense Total	2,617,552	4,072,444	4,123,117	4,124,944	4,215,592	4,327,030
Department Revenue Total	656,392	683,693	626,600	626,600	773,299	773,299

GENERAL FUND

Department 1165 District Attorney

Division 1031 DA

DEPARTMENT POSITION SUMMARY

<u>Title</u>	<u># of Positions</u>	<u>Total Salary</u>
ADMINISTRATIVE ASSISTANT	1	47,422
ADMINISTRATIVE ASSISTANT/STENO	1	51,978
ADMINISTRATIVE ASSISTANT/TYP	1	47,137
ASSISTANT DISTRICT ATTORNEY	26	1,667,012
CONF SECRETARY DIST ATTY	1	54,152
DISTRICT ATTORNEY	1	167,298
DISTRICT ATTORNEY INVESTIGATOR	1	53,257
LEGAL SEC TO THE DISTRICT ATTY	1	43,879
RECEPTIONIST W/TYPING	1	35,700
SR CONSUMER ADVOCATE	1	60,254
SR LEGAL STENO	1	49,110
Total Benefited Positions	<u>36</u>	<u>2,277,199</u>

GENERAL FUND

Department 1170 Public Defender

Division 1046 Public Defender

EXPENSES

<u>Account</u>	2013 Actual	2014 Actual	2015 Adopted Budget	2015 Amended Budget	2016 Executive Recommendation
1300 - Regular Pay	956,508	658,717	801,687	801,687	687,147
1400 - Part Time Pay	216,468	565,060	524,260	524,260	583,953
1420 - Contractual Pays	-	53,450	56,200	56,200	59,200
2000 - Office Equipment	1,805	-	-	-	-
2200 - Computer Equipment	935	-	-	-	-
4000 - Supplies	3,952	2,927	3,000	3,000	3,000
4300 - Professional Services	15,013	17,134	19,900	60,900	27,000
4580 - Conference Expenses	4,770	6,413	5,850	4,850	5,850
4590 - Travel	5,020	5,505	5,500	5,500	5,500
4600 - Misc Contractual Expense	4,106	4,838	120,595	80,649	220,401
4690 - Maintenance	27	-	760	760	760
8000 - Retirement	-	258,494	265,969	265,969	229,262
8010 - Social Security/FICA	-	94,985	105,734	105,734	101,768
8020 - Health Insurance	-	481,587	344,866	344,866	357,097
Division Total	1,208,605	2,149,110	2,254,321	2,254,375	2,280,938

REVENUES

<u>Account</u>	2013 Actual	2014 Actual	2015 Adopted Budget	2015 Amended Budget	2016 Executive Recommendation
3120 - Departmental Income	-	12,000	1,000	1,000	1,000
3300 - State Aid	14,400	24,291	585,882	585,882	678,406
Division Total	14,400	36,291	586,882	586,882	679,406

GENERAL FUND

Department 1170 Public Defender
 Division 1047 Defender Based Advocate

EXPENSES

<u>Account</u>	2013 Actual	2014 Actual	2015 Adopted Budget	2015 Amended Budget	2016 Executive Recommendation
1300 - Regular Pay	50,582	51,979	52,983	52,983	54,006
1400 - Part Time Pay	20,979	21,396	21,821	21,821	22,256
4000 - Supplies	279	147	200	200	200
4590 - Travel	-	-	750	750	-
8010 - Social Security/FICA	-	5,439	5,723	5,723	5,835
Division Total	71,840	78,961	81,477	81,477	82,297

REVENUES

<u>Account</u>	2013 Actual	2014 Actual	2015 Adopted Budget	2015 Amended Budget	2016 Executive Recommendation
3300 - State Aid	11,333	3,625	11,373	11,373	11,373
Division Total	11,333	3,625	11,373	11,373	11,373

Department Expense Total	1,280,445	2,228,071	2,335,798	2,335,852	2,363,235
Department Revenue Total	25,733	39,916	598,255	598,255	690,779

DEPARTMENT POSITION SUMMARY

<u>Title</u>	<u># of Positions</u>	<u>Total Salary</u>
ASSISTANT PUBLIC DEFENDER	19	999,737
CONF SECRETARY PUBLIC DEFEND	1	65,187
DEFENDER BASED ADVOCATE	1	54,006
INVEST PD	1	32,080
LEGAL AIDE	2	90,412
PUBLIC DEFENDER	1	83,684
Total Benefited Positions	25	1,325,106

GENERAL FUND

Department 1185 Medical Examiner

Division 1061 Medical Examiner

EXPENSES

<u>Account</u>	2013 Actual	2014 Actual	2015 Adopted Budget	2015 Amended Budget	2016 Executive Recommendation
1400 - Part Time Pay	61,271	62,495	63,751	63,751	65,024
4000 - Supplies	18	10	100	100	100
4300 - Professional Services	174,813	165,164	201,735	284,235	202,450
4590 - Travel	215	-	500	500	500
4600 - Misc Contractual Expense	33,216	30,838	36,555	36,555	36,555
4670 - Communication Expenses	2,258	1,689	2,000	2,000	2,000
4750 - Intra-County Charges	16	-	-	-	-
8000 - Retirement	-	11,893	12,659	12,659	-
8010 - Social Security/FICA	-	4,552	4,877	4,877	4,975
8020 - Health Insurance	-	58,377	27,588	27,588	28,568
Division Total	271,807	335,018	349,765	432,265	340,172

REVENUES

<u>Account</u>	2013 Actual	2014 Actual	2015 Adopted Budget	2015 Amended Budget	2016 Executive Recommendation
3120 - Departmental Income	675	740	715	715	825
Division Total	675	740	715	715	825

Department Expense Total	271,807	335,018	349,765	432,265	340,172
Department Revenue Total	675	740	715	715	825

DEPARTMENT POSITION SUMMARY

<u>Title</u>	<u># of Positions</u>	<u>Total Salary</u>
DEP MED EXAMINER	1	26,027
MEDICAL EXAMINER	1	38,997
Total Benefited Positions	2	65,024

GENERAL FUND

Department 1230 Municipal Executive
 Division 1072 County Executive

EXPENSES

<u>Account</u>	2013 Actual	2014 Actual	2015 Adopted Budget	2015 Amended Budget	2016 Executive Recommendation
1300 - Regular Pay	650,376	670,533	683,791	683,791	694,808
1420 - Contractual Pays	-	22,000	20,250	20,250	23,000
4000 - Supplies	2,313	2,475	2,500	2,500	2,500
4300 - Professional Services	1,110	-	-	-	-
4580 - Conference Expenses	1,778	316	3,500	3,500	2,000
4590 - Travel	680	852	1,000	1,000	1,500
4600 - Misc Contractual Expense	5,476	6,937	8,500	8,500	8,250
8000 - Retirement	-	132,498	135,777	135,777	120,212
8010 - Social Security/FICA	-	49,625	53,859	53,859	54,912
8020 - Health Insurance	-	121,420	96,562	96,562	99,987
Division Total	661,733	1,006,656	1,005,739	1,005,739	1,007,169

REVENUES

<u>Account</u>	2013 Actual	2014 Actual	2015 Adopted Budget	2015 Amended Budget	2016 Executive Recommendation
3280 - Misc Local Sources	12	-	-	-	-
Division Total	12	-	-	-	-

Department Expense Total	661,733	1,006,656	1,005,739	1,005,739	1,007,169
Department Revenue Total	12	-	-	-	-

DEPARTMENT POSITION SUMMARY

<u>Title</u>	<u># of Positions</u>	<u>Total Salary</u>
AST DEP TO THE COUNTY EXECUTIVE	2	150,690
CONF SECRETARY COUNTY EXEC	1	53,294
COUNTY EXECUTIVE	1	133,572
DEPUTY COUNTY EXECUTIVE	3	357,252
Total Benefited Positions	7	694,808

GENERAL FUND

Department 1310 Commissioner of Finance

Division 1076 Commissioner of Finance

EXPENSES

<u>Account</u>	2013 <u>Actual</u>	2014 <u>Actual</u>	2015 <u>Adopted Budget</u>	2015 <u>Amended Budget</u>	2016 <u>Executive Recommendation</u>
1300 - Regular Pay	1,302,919	1,295,206	1,351,455	1,351,455	1,452,304
1400 - Part Time Pay	49,353	63,630	60,000	55,930	46,266
1410 - Overtime Pay	1,053	7,692	1,200	1,200	1,000
1420 - Contractual Pays	-	6,750	12,000	16,070	24,750
2000 - Office Equipment	-	39,370	-	-	-
4000 - Supplies	19,248	21,214	19,500	21,521	22,500
4200 - Building Maint & Repair	440	360	400	400	350
4300 - Professional Services	240,944	285,198	324,000	324,000	322,300
4570 - Leases/Rental	1,836	2,204	5,000	3,000	-
4580 - Conference Expenses	4,516	3,761	13,700	13,050	13,050
4590 - Travel	310	640	700	1,050	850
4600 - Misc Contractual Expense	4,983	26,298	29,550	29,550	15,025
4690 - Maintenance	74	-	-	-	-
8000 - Retirement	-	331,716	347,330	347,330	308,141
8010 - Social Security/FICA	-	102,253	108,986	108,986	116,611
8020 - Health Insurance	-	404,557	400,044	400,044	414,232
Division Total	<u>1,625,677</u>	<u>2,590,850</u>	<u>2,673,865</u>	<u>2,673,586</u>	<u>2,737,379</u>

REVENUES

<u>Account</u>	2013 <u>Actual</u>	2014 <u>Actual</u>	2015 <u>Adopted Budget</u>	2015 <u>Amended Budget</u>	2016 <u>Executive Recommendation</u>
3010 - Real Property Tax Items	5,472,944	6,333,802	5,735,000	5,735,000	5,885,000
3100 - Non-Property Tax Items	1,299,360	1,303,546	1,155,000	1,155,000	2,085,000
3120 - Departmental Income	668,700	1,077,466	655,000	655,000	686,500
3240 - Use of Money & Property	86,659	88,602	71,000	71,000	71,000
3260 - Fines & Forfeitures	4,665	-	-	-	-
3270 - Sale of Property	6,540	2,755	2,000	2,000	-
3280 - Misc Local Sources	59,891	21,641	32,500	32,500	20,000
3600 - Intra-fund Revenues	31,074	-	-	-	-
Division Total	<u>7,629,833</u>	<u>8,827,811</u>	<u>7,650,500</u>	<u>7,650,500</u>	<u>8,747,500</u>

GENERAL FUND

Department 1310 Commissioner of Finance

DEPARTMENT POSITION SUMMARY

<u>Title</u>	<u># of Positions</u>	<u>Total Salary</u>
ACCOUNTANT	3	165,535
ACE DEPUTY DIRECTOR	1	84,480
ACE DIRECTOR	1	93,250
ADMINISTRATIVE ASSISTANT/TYP	1	51,978
AUDITOR	1	60,254
COMMISSIONER OF FINANCE	1	113,512
CONF SECRETARY COMM FINANCE	1	61,771
DEPUTY COMMISSIONER OF FINANCE	2	172,468
FINANCIAL ANALYST	2	135,966
FISCAL OFFICER	3	218,306
HEAD ACCOUNT CLERK	1	51,741
JUNIOR ACCOUNTANT	2	102,699
PAYROLL MANAGER	1	75,163
PRINCIPAL ACCOUNT CLERK	3	127,214
SR ACCOUNT CLERK/TYPIST	4	167,093
SR CLERK	1	32,854
TAX SUPERVISOR	1	66,728
Total Benefited Positions	<u>29</u>	<u>1,781,011</u>

GENERAL FUND

Department 1315 Comptroller

Division 1082 Comptroller

EXPENSES

<u>Account</u>	2013 Actual	2014 Actual	2015 Adopted Budget	2015 Amended Budget	2016 Dept Request	2016 Executive Recommendation
1300 - Regular Pay	548,339	532,466	568,087	568,087	576,742	576,742
1410 - Overtime Pay	1,862	412	-	-	-	-
1420 - Contractual Pays	-	4,000	3,000	3,000	1,500	1,500
2000 - Office Equipment	-	-	2,000	2,000	2,000	2,000
2200 - Computer Equipment	1,140	1,319	1,500	1,500	1,500	1,500
4000 - Supplies	7,614	5,629	8,000	8,030	5,000	5,000
4300 - Professional Services	-	-	12,500	12,500	12,000	6,000
4580 - Conference Expenses	14,858	16,914	6,000	6,000	11,985	6,000
4590 - Travel	1,301	1,665	1,500	1,500	1,500	1,500
4600 - Misc Contractual Expense	16,281	28,189	15,500	15,500	16,320	12,910
8000 - Retirement	-	102,316	115,575	115,575	115,575	98,867
8010 - Social Security/FICA	-	40,059	44,756	44,756	44,236	44,236
8020 - Health Insurance	-	90,595	110,357	110,357	110,357	114,271
Division Total	591,395	823,564	888,775	888,805	898,715	870,526
Department Expense Total	591,395	823,564	888,775	888,805	898,715	870,526

DEPARTMENT POSITION SUMMARY

<u>Title</u>	<u># of Positions</u>	<u>Total Salary</u>
AUDITOR	2	132,731
COMPTRROLLER (COUNTY)	1	101,709
CONF SECRETARY COMPTRROLLER	1	52,252
DEPUTY COMPTRROLLER	1	79,592
DIR OF INTERNAL AUDIT & CNTRL	1	64,930
SENIOR AUDITOR	2	145,528
	<u>8</u>	<u>576,742</u>

GENERAL FUND

Department 1340 Budget

Division 1095 Budget

EXPENSES

<u>Account</u>	2013 Actual	2014 Actual	2015 Adopted Budget	2015 Amended Budget	2016 Executive Recommendation
1300 - Regular Pay	221,505	198,846	217,888	217,888	222,255
1420 - Contractual Pays	-	4,500	4,250	4,250	5,750
4000 - Supplies	1,873	1,708	2,500	2,500	2,500
4580 - Conference Expenses	970	111	1,500	1,500	750
4590 - Travel	464	-	1,250	1,250	500
4600 - Misc Contractual Expense	350	135	750	750	450
8000 - Retirement	-	38,130	43,265	43,265	38,453
8010 - Social Security/FICA	-	15,048	16,994	16,994	17,442
8020 - Health Insurance	-	46,055	41,383	41,383	42,852
 Division Total	 <u>225,163</u>	 <u>304,533</u>	 <u>329,780</u>	 <u>329,780</u>	 <u>330,952</u>

Department Expense Total	225,163	304,533	329,780	329,780	330,952
---------------------------------	----------------	----------------	----------------	----------------	----------------

DEPARTMENT POSITION SUMMARY

<u>Title</u>	<u># of Positions</u>	<u>Total Salary</u>
CONF SECRETARY BUDGET DIRECTOR	1	53,294
DEPUTY BUDGET DIRECTOR	2	168,961
 Total Benefited Positions	 <u>3</u>	 <u>222,255</u>

GENERAL FUND

Department 1345 Purchasing
Division 1101 Purchasing

EXPENSES

<u>Account</u>	2013 Actual	2014 Actual	2015 Adopted Budget	2015 Amended Budget	2016 Executive Recommendation
1300 - Regular Pay	412,371	422,781	472,579	472,579	494,398
1400 - Part Time Pay	-	423	12,000	12,000	-
1410 - Overtime Pay	-	32	1,000	1,000	-
1420 - Contractual Pays	-	9,500	4,250	4,250	4,500
2000 - Office Equipment	-	1,424	-	2,200	-
4000 - Supplies	2,157	1,115	24,000	21,800	17,500
4300 - Professional Services	2,447	3,932	4,100	4,100	4,100
4570 - Leases/Rental	11,534	6,251	42,000	42,000	13,380
4580 - Conference Expenses	690	1,470	1,750	1,750	2,500
4600 - Misc Contractual Expense	28,026	9,152	239,980	239,980	257,480
4690 - Maintenance	45,295	42,542	-	-	-
8000 - Retirement	-	114,455	93,838	93,838	85,538
8010 - Social Security/FICA	-	31,723	37,472	37,472	38,166
8020 - Health Insurance	-	144,013	124,152	124,152	142,839
Division Total	502,521	788,813	1,057,121	1,057,121	1,060,401

REVENUES

<u>Account</u>	2013 Actual	2014 Actual	2015 Adopted Budget	2015 Amended Budget	2016 Executive Recommendation
3120 - Departmental Income	8,740	13,335	6,500	6,500	21,000
3200 - Intergovernmental Charges	-	25,940	35,000	35,000	-
3260 - Fines & Forfeitures	1,250	2,845	-	-	-
3270 - Sale of Property	9,610	11,840	10,000	10,000	-
3280 - Misc Local Sources	-	15	-	-	-
3600 - Intra-fund Revenues	37,381	20,393	61,000	61,000	90,000
Division Total	56,980	74,368	112,500	112,500	111,000

GENERAL FUND

Department 1345 Purchasing
Division 1102 Central Services

EXPENSES

<u>Account</u>	2013 Actual	2014 Actual	2015 Adopted Budget	2015 Amended Budget	2016 Executive Recommendation
1300 - Regular Pay	161,481	137,806	-	-	-
1400 - Part Time Pay	13,926	10,043	-	-	-
1410 - Overtime Pay	-	2,282	-	-	-
4000 - Supplies	19,934	24,197	-	-	-
4570 - Leases/Rental	65,394	93,065	-	-	-
4600 - Misc Contractual Expense	192,333	258,887	-	-	-
4690 - Maintenance	36,895	14,520	-	-	-
4750 - Intra-County Charges	-	-	-	-	-
8010 - Social Security/FICA	-	11,066	-	-	-
Division Total	489,964	551,867	-	-	-

REVENUES

<u>Account</u>	2013 Actual	2014 Actual	2015 Adopted Budget	2015 Amended Budget	2016 Executive Recommendation
3200 - Intergovernmental Charges	(80)	46	-	-	-
3600 - Intra-fund Revenues	33,873	166,582	-	-	-
Division Total	33,793	166,628	-	-	-

Department Expense Total	992,485	1,340,680	1,057,121	1,057,121	1,060,401
Department Revenue Total	90,773	240,996	112,500	112,500	111,000

DEPARTMENT POSITION SUMMARY

<u>Title</u>	<u># of Positions</u>	<u>Total Salary</u>
ACCOUNTANT	1	59,396
ADMINISTRATIVE ASSISTANT/TYP	1	29,466
BUYER	2	79,197
DEP DIR OF PURCHASING	1	63,178
DIR OF PURCHASING	1	77,648
DRIVER/MESSENGER	1	38,458
MACHINE OPERATOR	1	43,939
PRINCIPAL BUYER	1	54,755
SR BUYER	1	48,361
Total Benefited Positions	10	494,398

GENERAL FUND

Department 1355 Assessment
 Division 1116 Real Property

EXPENSES

<u>Account</u>	<u>2013 Actual</u>	<u>2014 Actual</u>	<u>2015 Adopted Budget</u>	<u>2015 Amended Budget</u>	<u>2016 Executive Recommendation</u>
1300 - Regular Pay	286,184	298,971	305,660	305,660	305,040
1420 - Contractual Pays	-	3,500	3,500	3,500	4,500
4000 - Supplies	2,806	2,734	3,600	3,600	3,600
4300 - Professional Services	-	21,600	50,000	50,000	45,000
4580 - Conference Expenses	438	1,110	1,100	1,400	1,500
4590 - Travel	357	648	2,025	2,025	1,000
4600 - Misc Contractual Expense	9,660	255	500	500	480
8000 - Retirement	-	57,606	60,694	60,694	52,776
8010 - Social Security/FICA	-	22,211	23,651	23,651	23,680
8020 - Health Insurance	-	71,339	68,974	68,974	71,419
Division Total	299,445	479,974	519,704	520,004	508,995

REVENUES

<u>Account</u>	<u>2013 Actual</u>	<u>2014 Actual</u>	<u>2015 Adopted Budget</u>	<u>2015 Amended Budget</u>	<u>2016 Executive Recommendation</u>
3270 - Sale of Property	7,595	6,219	7,000	7,000	7,000
3300 - State Aid	525	-	-	-	-
3600 - Intra-fund Revenues	-	-	8,500	8,500	8,500
Division Total	8,120	6,219	15,500	15,500	15,500

Department Expense Total	299,445	479,974	519,704	520,004	508,995
Department Revenue Total	8,120	6,219	15,500	15,500	15,500

DEPARTMENT POSITION SUMMARY

<u>Title</u>	<u># of Positions</u>	<u>Total Salary</u>
DIR REAL PROPERTY TAX SRVC III	1	77,648
REAL PROP TAX SRVC SPEC	1	53,202
REAL PROPERTY INFO SYST SPEC	1	58,245
SR TAX MAP SPECIALIST	2	115,946
Total Benefited Positions	5	305,040

GENERAL FUND

Department 1410 County Clerk

Division 1131 Admin

EXPENSES

<u>Account</u>	<u>2013 Actual</u>	<u>2014 Actual</u>	<u>2015 Adopted Budget</u>	<u>2015 Amended Budget</u>	<u>2016 Dept Request</u>	<u>2016 Executive Recommendation</u>
1300 - Regular Pay	374,082	369,634	379,363	379,363	385,762	385,762
1400 - Part Time Pay	34,561	31,966	35,700	35,700	35,000	35,000
1420 - Contractual Pays	-	3,500	3,500	3,500	4,500	4,500
4000 - Supplies	4,306	4,340	4,500	4,500	4,000	4,000
4300 - Professional Services	2,496	2,500	3,000	4,510	5,000	5,000
4510 - Insurance	100	100	100	100	100	100
4570 - Leases/Rental	4,930	4,285	4,600	4,600	-	-
4580 - Conference Expenses	-	179	500	500	500	500
4590 - Travel	186	163	498	498	500	500
4600 - Misc Contractual Expense	397	412	425	425	550	550
8000 - Retirement	-	442,191	369,545	369,545	369,545	387,005
8010 - Social Security/FICA	-	30,525	32,020	32,020	32,533	32,533
8020 - Health Insurance	-	659,892	689,731	689,731	689,731	714,193
Division Total	421,058	1,549,688	1,523,482	1,524,992	1,527,721	1,569,643

Division 1132 Recording

EXPENSES

<u>Account</u>	<u>2013 Actual</u>	<u>2014 Actual</u>	<u>2015 Adopted Budget</u>	<u>2015 Amended Budget</u>	<u>2016 Dept Request</u>	<u>2016 Executive Recommendation</u>
1300 - Regular Pay	687,052	705,890	723,131	723,131	734,690	734,690
1400 - Part Time Pay	23,814	17,818	13,160	13,160	26,878	26,878
1410 - Overtime Pay	566	-	564	564	-	-
1420 - Contractual Pays	-	9,000	10,000	10,000	10,575	10,575
2000 - Office Equipment	-	4,139	-	-	1,000	1,000
2200 - Computer Equipment	-	717	12,400	12,400	30,000	8,000
4000 - Supplies	43,358	38,103	52,000	51,114	52,000	52,000
4300 - Professional Services	-	-	-	-	3,000	3,000
4570 - Leases/Rental	13,472	13,474	14,147	14,147	-	-
4580 - Conference Expenses	-	-	500	500	500	500
4590 - Travel	49	-	100	100	100	100
4600 - Misc Contractual Expense	12,223	10,886	12,700	12,700	14,000	14,000
4690 - Maintenance	6,581	2,992	7,900	7,900	11,800	11,800
8010 - Social Security/FICA	-	53,920	57,134	57,134	59,025	59,069
Division Total	787,115	856,939	903,736	902,850	943,568	921,612

GENERAL FUND

Department 1410 County Clerk

Division 1132 Recording

REVENUES

<u>Account</u>	2013 <u>Actual</u>	2014 <u>Actual</u>	2015 <u>Adopted Budget</u>	2015 <u>Amended Budget</u>	2016 <u>Dept Request</u>	2016 <u>Executive Recommendation</u>
3120 - Departmental Income	2,010,441	1,580,373	1,425,000	1,425,000	1,500,000	1,500,000
3260 - Fines & Forfeitures	8,370	3,250	10,000	10,000	10,000	10,000
Division Total	2,018,811	1,583,623	1,435,000	1,435,000	1,510,000	1,510,000

Division 1133 Motor Vehicle

EXPENSES

<u>Account</u>	2013 <u>Actual</u>	2014 <u>Actual</u>	2015 <u>Adopted Budget</u>	2015 <u>Amended Budget</u>	2016 <u>Dept Request</u>	2016 <u>Executive Recommendation</u>
1300 - Regular Pay	588,492	616,356	632,149	632,149	667,241	635,378
1400 - Part Time Pay	74,718	80,150	91,136	91,136	95,538	95,538
1410 - Overtime Pay	25	-	100	100	-	-
1420 - Contractual Pays	-	4,500	4,500	4,500	4,500	4,500
2000 - Office Equipment	-	-	-	-	1,000	1,000
2300 - Other Equipment	-	-	2,500	2,500	-	-
4000 - Supplies	7,426	4,612	5,400	5,400	5,000	5,000
4200 - Building Maint & Repair	600	525	600	600	600	600
4570 - Leases/Rental	2,499	2,506	3,000	3,000	-	-
4580 - Conference Expenses	-	-	100	100	100	100
4590 - Travel	-	103	100	100	100	100
4600 - Misc Contractual Expense	862	848	950	950	1,000	1,000
4690 - Maintenance	3,305	7,872	7,000	23,250	9,000	9,000
8010 - Social Security/FICA	-	52,145	55,683	55,683	58,697	56,260
Division Total	677,927	769,616	803,218	819,468	842,776	808,476

REVENUES

<u>Account</u>	2013 <u>Actual</u>	2014 <u>Actual</u>	2015 <u>Adopted Budget</u>	2015 <u>Amended Budget</u>	2016 <u>Dept Request</u>	2016 <u>Executive Recommendation</u>
3120 - Departmental Income	867,136	842,752	780,000	780,000	830,000	800,000
Division Total	867,136	842,752	780,000	780,000	830,000	800,000

GENERAL FUND

Department 1410 County Clerk
Division 1134 Records Mgt

EXPENSES

<u>Account</u>	2013 Actual	2014 Actual	2015 Adopted Budget	2015 Amended Budget	2016 Dept Request	2016 Executive Recommendation
1300 - Regular Pay	440,473	444,183	468,428	468,428	481,009	481,009
1400 - Part Time Pay	24,737	25,075	39,481	39,481	26,878	26,878
1410 - Overtime Pay	-	-	-	-	-	-
1420 - Contractual Pays	-	8,000	9,000	9,000	9,000	9,000
2000 - Office Equipment	-	-	2,592	2,592	2,900	2,900
2200 - Computer Equipment	-	-	7,375	7,375	-	-
2300 - Other Equipment	-	20,460	-	-	-	-
4000 - Supplies	37,473	40,155	45,750	45,750	45,750	45,750
4200 - Building Maint & Repair	7,271	4,953	12,000	12,000	8,000	8,000
4300 - Professional Services	14,693	20,680	20,000	3,750	22,286	22,286
4570 - Leases/Rental	6,191	6,279	6,700	6,700	-	-
4580 - Conference Expenses	-	-	200	200	200	200
4590 - Travel	75	-	100	100	100	100
4600 - Misc Contractual Expense	73	92	100	100	-	-
4690 - Maintenance	23,612	32,318	35,750	35,750	37,750	37,750
8010 - Social Security/FICA	-	35,375	39,544	39,544	39,542	39,542
Division Total	554,598	637,571	687,020	670,770	673,415	673,415

REVENUES

<u>Account</u>	2013 Actual	2014 Actual	2015 Adopted Budget	2015 Amended Budget	2016 Dept Request	2016 Executive Recommendation
3120 - Departmental Income	32,720	8,827	32,000	32,000	30,092	30,092
3200 - Intergovernmental Charges	13,079	32,432	29,785	29,785	25,900	25,900
3300 - State Aid	25,324	14,921	-	-	11,693	11,693
3600 - Intra-fund Revenues	-	16,920	-	-	-	-
Division Total	71,122	73,100	61,785	61,785	67,685	67,685

Department Expense Total	2,440,698	3,813,813	3,917,456	3,918,080	3,987,480	3,973,146
Department Revenue Total	2,957,070	2,499,475	2,276,785	2,276,785	2,407,685	2,377,685

GENERAL FUND

Department 1410 County Clerk

DEPARTMENT POSITION SUMMARY

<u>Title</u>	<u># of Positions</u>	<u>Total Salary</u>
ACCOUNT CLERK	1	42,295
ACCOUNTANT	1	57,212
ADMINISTRATIVE ASSISTANT	1	50,261
ADMINISTRATIVE ASSISTANT/TYP	2	99,810
ARCHIVAL PROCESSING TECHNICIAN	1	40,645
CONF SECRETARY COUNTY CLERK	1	56,144
COUNTY CLERK	1	101,709
DEPUTY COUNTY CLERK	3	206,268
DRIVER/MESSENGER	2	71,255
HEAD CLERK	1	51,978
INDEX CLERK/TYPIST	9	335,095
MOTOR VEHICLE CASHIER	10	389,137
PRINCIPAL CLERK	1	43,939
PRINCIPAL RECORDS CLERK	1	51,978
PRINCIPAL RECORDS MGMT TECH	1	56,262
RECEIVING & DELIVERY CLERK	1	29,321
RECORDS CLERK	4	150,907
SECURITY GUARD	1	49,820
SR ACCOUNT CLERK	1	42,441
SR INDEX CLERK	2	90,620
SR INDEX CLERK/TYPIST	2	83,283
SR MV CASHIER	3	136,459
Total Benefited Positions	<u>50</u>	<u>2,236,839</u>

GENERAL FUND

Department 1420 Law
Division 1146 County Attorney

EXPENSES

<u>Account</u>	2013 <u>Actual</u>	2014 <u>Actual</u>	2015 <u>Adopted Budget</u>	2015 <u>Amended Budget</u>	2016 <u>Executive Recommendation</u>
1300 - Regular Pay	636,055	720,094	802,275	802,275	814,181
1400 - Part Time Pay	10,498	35,705	38,628	38,628	39,398
1410 - Overtime Pay	915	-	-	-	-
1420 - Contractual Pays	-	15,000	28,929	28,929	30,429
2000 - Office Equipment	-	485	-	650	550
4000 - Supplies	6,377	3,499	8,000	7,350	7,450
4300 - Professional Services	95,349	62,162	175,000	175,000	175,000
4570 - Leases/Rental	3,048	3,153	3,650	3,650	-
4580 - Conference Expenses	1,838	1,615	3,400	3,400	6,000
4590 - Travel	954	523	1,200	1,200	2,450
4600 - Misc Contractual Expense	2,757	2,124	4,230	4,230	4,230
4690 - Maintenance	871	-	500	500	500
4750 - Intra-County Charges	-	-	-	-	-
8000 - Retirement	-	145,926	166,974	166,974	147,681
8010 - Social Security/FICA	-	58,769	66,542	66,542	67,627
8020 - Health Insurance	-	169,479	179,330	179,330	185,690
Division Total	758,661	1,218,534	1,478,658	1,478,658	1,481,186

REVENUES

<u>Account</u>	2013 <u>Actual</u>	2014 <u>Actual</u>	2015 <u>Adopted Budget</u>	2015 <u>Amended Budget</u>	2016 <u>Executive Recommendation</u>
3120 - Departmental Income	2,135	35,225	23,757	23,757	19,000
3280 - Misc Local Sources	47	52	-	-	-
3600 - Intra-fund Revenues	47,083	-	-	-	-
Division Total	49,265	35,276	23,757	23,757	19,000

Division 1147 Corporate Compliance

EXPENSES

<u>Account</u>	2013 <u>Actual</u>	2014 <u>Actual</u>	2015 <u>Adopted Budget</u>	2015 <u>Amended Budget</u>	2016 <u>Executive Recommendation</u>
4300 - Professional Services	40,019	-	-	-	-
Division Total	40,019	-	-	-	-

GENERAL FUND

Department 1420 Law
Division 1149 Board of Ethics

EXPENSES

<u>Account</u>	2013 <u>Actual</u>	2014 <u>Actual</u>	2015 <u>Adopted Budget</u>	2015 <u>Amended Budget</u>	2016 <u>Executive Recommendation</u>
4300 - Professional Services	-	-	5,000	5,000	5,000
Division Total	-	-	5,000	5,000	5,000

Division 1150 GHCC Transition

EXPENSES

<u>Account</u>	2013 <u>Actual</u>	2014 <u>Actual</u>	2015 <u>Adopted Budget</u>	2015 <u>Amended Budget</u>	2016 <u>Executive Recommendation</u>
4600 - Misc Contractual Expense	386,922	902	-	-	-
Division Total	386,922	902	-	-	-

REVENUES

<u>Account</u>	2013 <u>Actual</u>	2014 <u>Actual</u>	2015 <u>Adopted Budget</u>	2015 <u>Amended Budget</u>	2016 <u>Executive Recommendation</u>
3270 - Sale of Property	11,250,000	-	-	-	-
Division Total	11,250,000	-	-	-	-

Department Expense Total	1,185,602	1,219,436	1,483,658	1,483,658	1,486,186
Department Revenue Total	11,299,265	35,276	23,757	23,757	19,000

DEPARTMENT POSITION SUMMARY

<u>Title</u>	<u># of Positions</u>	<u>Total Salary</u>
ADMINISTRATIVE AIDE/TYPIST	1	42,938
AST COUNTY ATTORNEY	6	402,584
CONF SECRETARY COUNTY ATTY	1	51,211
COUNTY ATTORNEY	1	113,512
DISASTER ASSISTANCE COORD	1	71,801
LEGAL SEC TO THE COUNTY ATTY	1	54,171
PARALEGAL	2	117,363
Total Benefited Positions	13	853,579

GENERAL FUND

Department 1430 Personnel

DEPARTMENT POSITION SUMMARY

<u>Title</u>	<u># of Positions</u>	<u>Total Salary</u>
CHIEF PERSONNEL ANALYST	1	79,182
CONF SECRETARY PERSONNEL OFF	1	44,579
DIR EMPLOYEE RELATIONS	1	77,940
PERSONNEL ANALYST	1	54,861
PERSONNEL ANALYST TRAINEE	1	50,298
PERSONNEL ASSISTANT	2	82,204
PERSONNEL ASSISTANT TRAINEE	1	42,268
PERSONNEL CLERK	1	39,445
PERSONNEL OFFICER	1	94,748
PERSONNEL TECHNOLOGY SPEC	1	46,296
PRINCIPAL PERSONNEL ANALYST	2	145,795
Total Benefited Positions	<u>13</u>	<u>757,617</u>

GENERAL FUND

Department 1450 Elections

Division 1176 Elections

EXPENSES

<u>Account</u>	2013 Actual	2014 Actual	2015 Adopted Budget	2015 Amended Budget	2016 Dept Request	2016 Executive Recommendation
1300 - Regular Pay	536,508	550,785	567,401	567,401	578,754	578,754
1400 - Part Time Pay	-	445	-	-	-	-
1420 - Contractual Pays	1,917	43,000	41,000	41,000	45,750	45,750
2000 - Office Equipment	-	-	3,150	3,150	500	500
2200 - Computer Equipment	3,500	-	4,644	4,644	-	-
4000 - Supplies	3,017	4,690	12,500	14,310	9,000	9,000
4300 - Professional Services	1,437	263	4,000	4,000	6,000	6,000
4580 - Conference Expenses	1,756	1,735	6,000	6,000	5,000	5,000
4590 - Travel	11,060	1,182	16,000	16,000	17,000	17,000
4600 - Misc Contractual Expense	89,768	53,314	285,037	285,037	294,917	294,917
4690 - Maintenance	74	3,750	4,000	4,000	3,750	3,750
8000 - Retirement	-	113,963	112,666	112,666	112,666	100,133
8010 - Social Security/FICA	-	44,530	46,543	46,543	47,775	47,775
8020 - Health Insurance	-	153,607	137,946	137,946	136,946	142,839
Division Total	649,037	971,265	1,240,887	1,242,697	1,258,058	1,251,418

REVENUES

<u>Account</u>	2013 Actual	2014 Actual	2015 Adopted Budget	2015 Amended Budget	2016 Dept Request	2016 Executive Recommendation
3120 - Departmental Income	-	1,790	-	-	-	-
3200 - Intergovernmental Charges	-	945	945	945	5,025	5,025
3280 - Misc Local Sources	5,125	209	3,000	3,000	1,500	1,500
3300 - State Aid	20,122	-	205,985	205,985	205,985	205,985
3400 - Federal Aid	-	-	7,792	7,792	7,792	7,792
3600 - Intra-fund Revenues	925	-	-	-	-	-
Division Total	26,172	2,944	217,722	217,722	220,302	220,302

GENERAL FUND

Department 1450 Elections

Division 1177 HAVA

EXPENSES

<u>Account</u>	2013 Actual	2014 Actual	2015 Adopted Budget	2015 Amended Budget	2016 Dept Request	2016 Executive Recommendation
1300 - Regular Pay	87,970	89,490	91,533	91,533	93,373	93,373
1400 - Part Time Pay	169,610	213,275	263,000	263,000	400,000	400,000
1420 - Contractual Pays	-	3,000	6,000	6,000	6,000	6,000
2200 - Computer Equipment	7,063	-	-	-	-	-
4000 - Supplies	-	5,008	12,000	12,000	7,500	7,500
4300 - Professional Services	17,757	24,960	32,000	32,000	49,500	49,500
4570 - Leases/Rental	6,885	8,338	11,000	11,000	16,140	16,140
4590 - Travel	3,130	15,082	5,000	5,000	-	-
4600 - Misc Contractual Expense	42,224	51,199	95,000	95,000	135,000	135,000
8000 - Retirement	-	32,372	18,175	18,175	18,175	16,155
8010 - Social Security/FICA	-	8,341	27,581	27,581	36,672	36,672
8020 - Health Insurance	-	-	27,588	27,588	27,588	28,568
Division Total	334,639	451,064	588,877	588,877	789,948	788,908

REVENUES

<u>Account</u>	2013 Actual	2014 Actual	2015 Adopted Budget	2015 Amended Budget	2016 Dept Request	2016 Executive Recommendation
3200 - Intergovernmental Charges	-	467,960	394,548	394,548	263,053	263,053
3600 - Intra-fund Revenues	383,331	-	-	-	-	-
Division Total	383,331	467,960	394,548	394,548	263,053	263,053

Department Expense Total	983,676	1,422,329	1,829,764	1,831,574	2,048,006	2,040,326
Department Revenue Total	409,503	470,904	612,270	612,270	483,355	483,355

DEPARTMENT POSITION SUMMARY

<u>Title</u>	<u># of Positions</u>	<u>Total Salary</u>
ADMINISTRATIVE ASSISTANT BOE	2	103,944
CHIEF REGISTRARIAL CLERK	4	186,744
COMMISSIONER OF ELECTIONS	2	162,042
DEP COMM OF ELECTIONS	2	126,024
ELECT MACHINE TECHNOLOGY SPEC	2	93,372
Total Benefited Positions	12	672,126

GENERAL FUND

Department 1490 Public Works Administration

Division 1181 Public Works Administration

EXPENSES

<u>Account</u>	2013 Actual	2014 Actual	2015 Adopted Budget	2015 Amended Budget	2016 Executive Recommendation
1300 - Regular Pay	401,141	446,889	463,753	463,753	561,158
1410 - Overtime Pay	7,358	14,481	8,000	8,000	8,000
1420 - Contractual Pays	-	4,500	1,500	1,500	7,750
2000 - Office Equipment	739	-	-	-	-
2200 - Computer Equipment	1,057	-	-	-	-
4000 - Supplies	14,956	12,957	14,500	14,760	14,500
4600 - Misc Contractual Expense	-	120	-	-	-
4690 - Maintenance	48	240	600	917	600
8000 - Retirement	-	87,882	92,085	92,085	97,088
8010 - Social Security/FICA	-	34,221	36,204	36,204	44,134
8020 - Health Insurance	-	98,042	124,152	124,152	142,839
Division Total	425,299	699,331	740,794	741,370	876,069

REVENUES

<u>Account</u>	2013 Actual	2014 Actual	2015 Adopted Budget	2015 Amended Budget	2016 Executive Recommendation
3100 - Non-Property Tax Items	853,814	1,033,251	1,225,200	1,225,200	1,225,200
3280 - Misc Local Sources	48	-	-	-	-
Division Total	853,862	1,033,251	1,225,200	1,225,200	1,225,200
Department Expense Total	425,299	699,331	740,794	741,370	876,069
Department Revenue Total	853,862	1,033,251	1,225,200	1,225,200	1,225,200

DEPARTMENT POSITION SUMMARY

<u>Title</u>	<u># of Positions</u>	<u>Total Salary</u>
ADM SVC MGR	1	63,744
ADMINISTRATIVE AIDE/TYPIST	1	43,190
ADMINISTRATIVE ASSISTANT	1	58,422
DEP COMM DPW FIN	1	68,823
DEP COMM OF PUBLIC WORKS	1	91,295
PRINCIPAL ACCOUNT CLERK	1	45,547
PRINCIPAL CLERK	1	43,939
SEC COMMISSIONER PUBLIC WORKS	1	62,867
SR ACCOUNT CLERK/TYPIST	2	83,329
Total Benefited Positions	10	561,158

GENERAL FUND

Department 1620 Buildings

Division 1191 Bldgs & Grounds Administration

EXPENSES

<u>Account</u>	2013 <u>Actual</u>	2014 <u>Actual</u>	2015 <u>Adopted Budget</u>	2015 <u>Amended Budget</u>	2016 <u>Executive Recommendation</u>
1300 - Regular Pay	2,383,154	2,432,586	2,568,296	2,562,296	2,500,128
1400 - Part Time Pay	17,255	24,876	37,500	37,500	58,250
1410 - Overtime Pay	52,629	68,265	55,000	55,000	65,000
1420 - Contractual Pays	-	5,753	6,500	11,500	5,000
2200 - Computer Equipment	-	1,097	-	370	-
2300 - Other Equipment	14,743	44,880	7,800	8,798	10,500
4000 - Supplies	130,659	114,050	148,200	143,261	96,700
4200 - Building Maint & Repair	67,493	37,343	68,230	35,577	194,880
4300 - Professional Services	1,340	14,852	120,000	108,000	155,000
4570 - Leases/Rental	974	1,165	1,300	1,300	1,000
4580 - Conference Expenses	475	1,310	-	-	-
4590 - Travel	94	105	100	100	100
4600 - Misc Contractual Expense	13,492	1,855	8,625	8,225	5,850
4670 - Communication Expenses	-	2,184	-	3,800	22,250
4690 - Maintenance	4,114	5,453	5,000	5,333	5,000
8000 - Retirement	-	483,383	509,976	509,976	432,558
8010 - Social Security/FICA	-	187,853	204,048	204,048	201,073
8020 - Health Insurance	-	799,068	786,293	786,293	799,897
8060 - Employee Payments	12,578	12,681	15,025	15,425	14,525
Division Total	2,699,002	4,238,759	4,541,893	4,496,802	4,567,711

REVENUES

<u>Account</u>	2013 <u>Actual</u>	2014 <u>Actual</u>	2015 <u>Adopted Budget</u>	2015 <u>Amended Budget</u>	2016 <u>Executive Recommendation</u>
3270 - Sale of Property	-	-	300,000	300,000	450,000
3280 - Misc Local Sources	2,857	3,301	2,500	2,500	2,500
3300 - State Aid	-	838	-	-	-
3600 - Intra-fund Revenues	3,363	2,242	14,500	14,500	-
Division Total	6,220	6,381	317,000	317,000	452,500

GENERAL FUND

Department 1620 Buildings

Division 1192 DPW Quarry & Sub-Station

EXPENSES

<u>Account</u>	2013 Actual	2014 Actual	2015 Adopted Budget	2015 Amended Budget	2016 Executive Recommendation
2300 - Other Equipment	40,121	10,893	20,000	30,811	20,000
4000 - Supplies	1,104	1,631	2,500	4,000	7,500
4200 - Building Maint & Repair	323,217	268,404	455,100	452,818	398,580
4300 - Professional Services	216	23,801	25,000	25,000	10,000
4570 - Leases/Rental	470	761	500	1,500	7,750
4670 - Communication Expenses	1,644	1,541	1,500	1,500	1,000
4690 - Maintenance	-	-	-	500	-
Division Total	366,772	307,030	504,600	516,129	444,830

Division 1193 Bldgs 74 John St. - Persen House

EXPENSES

<u>Account</u>	2013 Actual	2014 Actual	2015 Adopted Budget	2015 Amended Budget	2016 Executive Recommendation
4000 - Supplies	35	97	100	100	1,100
4200 - Building Maint & Repair	3,428	4,895	7,999	7,999	5,705
Division Total	3,462	4,993	8,099	8,099	6,805

Division 1194 Bldgs 285 Wall St. Court House

EXPENSES

<u>Account</u>	2013 Actual	2014 Actual	2015 Adopted Budget	2015 Amended Budget	2016 Executive Recommendation
2300 - Other Equipment	-	-	6,350	28,590	8,400
4000 - Supplies	14,939	13,599	14,800	15,246	14,800
4200 - Building Maint & Repair	170,747	186,482	212,120	211,456	227,470
4300 - Professional Services	(13,241)	-	-	-	-
4570 - Leases/Rental	125	125	125	125	125
4690 - Maintenance	756	212	250	489	500
Division Total	173,326	200,418	233,645	255,906	251,295

GENERAL FUND

Department 1620 Buildings
 Division 1194 Bldgs 285 Wall St. Court House

REVENUES

<u>Account</u>	2013 <u>Actual</u>	2014 <u>Actual</u>	2015 Adopted <u>Budget</u>	2015 Amended <u>Budget</u>	2016 Executive <u>Recommendation</u>
3300 - State Aid	286,307	226,807	266,160	266,160	260,000
Division Total	<u>286,307</u>	<u>226,807</u>	<u>266,160</u>	<u>266,160</u>	<u>260,000</u>

Division 1195 Bldgs 244 Fair St. - COB

EXPENSES

<u>Account</u>	2013 <u>Actual</u>	2014 <u>Actual</u>	2015 Adopted <u>Budget</u>	2015 Amended <u>Budget</u>	2016 Executive <u>Recommendation</u>
2300 - Other Equipment	4,459	13,189	10,500	5,750	16,250
4000 - Supplies	22,673	28,638	18,500	18,916	26,000
4200 - Building Maint & Repair	273,704	263,575	499,515	497,324	390,750
4300 - Professional Services	-	11,650	25,000	28,500	8,000
4570 - Leases/Rental	603	723	1,600	1,600	1,000
4600 - Misc Contractual Expense	1,060	-	-	-	-
4690 - Maintenance	1,710	377	1,500	1,760	1,500
Division Total	<u>304,209</u>	<u>318,153</u>	<u>556,615</u>	<u>553,851</u>	<u>443,500</u>

REVENUES

<u>Account</u>	2013 <u>Actual</u>	2014 <u>Actual</u>	2015 Adopted <u>Budget</u>	2015 Amended <u>Budget</u>	2016 Executive <u>Recommendation</u>
3270 - Sale of Property	-	48	-	-	-
Division Total	<u>-</u>	<u>48</u>	<u>-</u>	<u>-</u>	<u>-</u>

GENERAL FUND

Department 1620 Buildings
 Division 1196 Bldgs 300 Flatbush - Health

EXPENSES

<u>Account</u>	2013 <u>Actual</u>	2014 <u>Actual</u>	2015 <u>Adopted Budget</u>	2015 <u>Amended Budget</u>	2016 <u>Executive Recommendation</u>
4000 - Supplies	4,363	790	1,400	1,400	750
4200 - Building Maint & Repair	99,880	85,570	51,220	51,800	67,520
4300 - Professional Services	3,900	-	-	-	-
4600 - Misc Contractual Expense	-	3,000	-	-	-
4690 - Maintenance	573	63	-	-	-
 Division Total	 <u>108,715</u>	 <u>89,423</u>	 <u>52,620</u>	 <u>53,200</u>	 <u>68,270</u>

Division 1197 Bldgs 25 S Manor - Info Services

EXPENSES

<u>Account</u>	2013 <u>Actual</u>	2014 <u>Actual</u>	2015 <u>Adopted Budget</u>	2015 <u>Amended Budget</u>	2016 <u>Executive Recommendation</u>
2300 - Other Equipment	-	-	10,000	-	-
4000 - Supplies	796	391	300	1,300	1,100
4200 - Building Maint & Repair	94,065	107,190	132,524	144,274	131,820
4300 - Professional Services	-	-	30,000	6,000	7,000
 Division Total	 <u>94,861</u>	 <u>107,581</u>	 <u>172,824</u>	 <u>151,574</u>	 <u>139,920</u>

Division 1198 Bldgs 17 Pearl - Environment

EXPENSES

<u>Account</u>	2013 <u>Actual</u>	2014 <u>Actual</u>	2015 <u>Adopted Budget</u>	2015 <u>Amended Budget</u>	2016 <u>Executive Recommendation</u>
2300 - Other Equipment	-	-	8,000	8,000	8,000
4000 - Supplies	-	-	-	250	-
4200 - Building Maint & Repair	6,012	6,983	14,109	14,109	31,975
 Division Total	 <u>6,012</u>	 <u>6,983</u>	 <u>22,109</u>	 <u>22,359</u>	 <u>39,975</u>

GENERAL FUND

Department 1620 Buildings

Division 1199 Bldgs 1 Pearl - Crime Victims

EXPENSES

<u>Account</u>	2013 <u>Actual</u>	2014 <u>Actual</u>	2015 <u>Adopted Budget</u>	2015 <u>Amended Budget</u>	2016 <u>Executive Recommendation</u>
2300 - Other Equipment	-	-	9,000	9,000	5,000
4000 - Supplies	588	-	-	350	2,300
4200 - Building Maint & Repair	12,981	20,374	32,074	31,474	33,240
4300 - Professional Services	-	2,387	-	-	-
4600 - Misc Contractual Expense	-	-	-	600	-
Division Total	13,569	22,761	41,074	41,424	40,540

REVENUES

<u>Account</u>	2013 <u>Actual</u>	2014 <u>Actual</u>	2015 <u>Adopted Budget</u>	2015 <u>Amended Budget</u>	2016 <u>Executive Recommendation</u>
3290 - Interfund Revenues	-	4,848	-	-	4,848
Division Total	-	4,848	-	-	4,848

Division 1200 Bldgs 313 Shamrock - DPW

EXPENSES

<u>Account</u>	2013 <u>Actual</u>	2014 <u>Actual</u>	2015 <u>Adopted Budget</u>	2015 <u>Amended Budget</u>	2016 <u>Executive Recommendation</u>
2300 - Other Equipment	-	640	11,500	17,605	11,700
4000 - Supplies	431	730	550	2,600	2,050
4200 - Building Maint & Repair	40,187	51,546	45,780	46,794	49,814
4690 - Maintenance	-	-	200	200	-
Division Total	40,618	52,916	58,030	67,198	63,564

GENERAL FUND

Department 1620 Buildings
 Division 1201 Bldgs 61 GH Drive - Jail (Former)

EXPENSES

<u>Account</u>	2013 <u>Actual</u>	2014 <u>Actual</u>	2015 <u>Adopted Budget</u>	2015 <u>Amended Budget</u>	2016 <u>Executive Recommendation</u>
2300 - Other Equipment	-	11,977	-	-	-
4000 - Supplies	-	-	-	300	-
4200 - Building Maint & Repair	45,364	71,657	63,265	63,265	64,055
4300 - Professional Services	-	573	-	-	11,500
4690 - Maintenance	344	-	-	-	-
Division Total	45,708	84,207	63,265	63,565	75,555

REVENUES

<u>Account</u>	2013 <u>Actual</u>	2014 <u>Actual</u>	2015 <u>Adopted Budget</u>	2015 <u>Amended Budget</u>	2016 <u>Executive Recommendation</u>
3240 - Use of Money & Property	13,200	13,200	13,200	13,200	13,200
Division Total	13,200	13,200	13,200	13,200	13,200

Division 1202 Bldgs 50 Center St. - Trudy Resnick

EXPENSES

<u>Account</u>	2013 <u>Actual</u>	2014 <u>Actual</u>	2015 <u>Adopted Budget</u>	2015 <u>Amended Budget</u>	2016 <u>Executive Recommendation</u>
2300 - Other Equipment	10,744	-	10,000	11,451	6,100
4000 - Supplies	5,652	2,493	3,400	3,400	3,400
4200 - Building Maint & Repair	119,520	125,764	123,636	125,085	126,690
4690 - Maintenance	8	-	250	250	-
Division Total	135,925	128,256	137,286	140,186	136,190

REVENUES

<u>Account</u>	2013 <u>Actual</u>	2014 <u>Actual</u>	2015 <u>Adopted Budget</u>	2015 <u>Amended Budget</u>	2016 <u>Executive Recommendation</u>
3240 - Use of Money & Property	26,175	42,885	37,053	37,053	39,150
3600 - Intra-fund Revenues	-	1,845	-	-	-
Division Total	26,175	44,730	37,053	37,053	39,150

GENERAL FUND

Department 1620 Buildings

Division 1203 Bldgs 238 GH Lane - Emerg Serv/911

EXPENSES

<u>Account</u>	2013 <u>Actual</u>	2014 <u>Actual</u>	2015 <u>Adopted Budget</u>	2015 <u>Amended Budget</u>	2016 <u>Executive Recommendation</u>
2300 - Other Equipment	-	-	9,000	17,901	4,500
4000 - Supplies	-	-	-	300	-
4200 - Building Maint & Repair	41,256	44,797	45,985	45,985	43,035
Division Total	41,256	44,797	54,985	64,186	47,535

Division 1204 Bldgs 239 GH Lane - Mental Health

EXPENSES

<u>Account</u>	2013 <u>Actual</u>	2014 <u>Actual</u>	2015 <u>Adopted Budget</u>	2015 <u>Amended Budget</u>	2016 <u>Executive Recommendation</u>
2300 - Other Equipment	15,094	1,111	12,500	19,210	7,500
4000 - Supplies	13,165	10,935	9,800	9,800	11,600
4200 - Building Maint & Repair	309,518	260,389	268,030	273,590	261,720
4300 - Professional Services	3,560	-	-	-	-
4510 - Insurance	13,188	-	14,000	14,000	-
4570 - Leases/Rental	293	-	-	-	-
4690 - Maintenance	314	1,503	1,500	1,500	1,500
Division Total	355,133	273,939	305,830	318,100	282,320

REVENUES

<u>Account</u>	2013 <u>Actual</u>	2014 <u>Actual</u>	2015 <u>Adopted Budget</u>	2015 <u>Amended Budget</u>	2016 <u>Executive Recommendation</u>
3240 - Use of Money & Property	50,788	67,802	66,410	66,410	68,480
Division Total	50,788	67,802	66,410	66,410	68,480

Division 1205 Bldgs 232 GH Lane - Safety (Former)

EXPENSES

<u>Account</u>	2013 <u>Actual</u>	2014 <u>Actual</u>	2015 <u>Adopted Budget</u>	2015 <u>Amended Budget</u>	2016 <u>Executive Recommendation</u>
4200 - Building Maint & Repair	1,126	863	945	945	1,065
Division Total	1,126	863	945	945	1,065

GENERAL FUND

Department 1620 Buildings

Division 1206 Bldgs 16 Lucas Ave - Family Court

EXPENSES

<u>Account</u>	2013 <u>Actual</u>	2014 <u>Actual</u>	2015 Adopted <u>Budget</u>	2015 Amended <u>Budget</u>	2016 Executive <u>Recommendation</u>
2300 - Other Equipment	-	-	-	-	550
4000 - Supplies	1,628	3,270	1,700	9,885	5,650
4200 - Building Maint & Repair	101,575	135,464	434,467	399,297	268,510
4300 - Professional Services	-	24,330	-	213	8,000
4570 - Leases/Rental	298,789	299,681	335,000	335,000	299,600
Division Total	401,992	462,745	771,167	744,395	582,310

REVENUES

<u>Account</u>	2013 <u>Actual</u>	2014 <u>Actual</u>	2015 Adopted <u>Budget</u>	2015 Amended <u>Budget</u>	2016 Executive <u>Recommendation</u>
3280 - Misc Local Sources	204	-	-	-	-
Division Total	204	-	-	-	-

Division 1207 Bldgs 125 Maxwell Lane - Cent Auto

EXPENSES

<u>Account</u>	2013 <u>Actual</u>	2014 <u>Actual</u>	2015 Adopted <u>Budget</u>	2015 Amended <u>Budget</u>	2016 Executive <u>Recommendation</u>
4000 - Supplies	-	-	-	300	-
4200 - Building Maint & Repair	16,590	21,055	-	18,570	23,050
4570 - Leases/Rental	25,431	26,725	-	20,050	26,725
4690 - Maintenance	-	-	-	500	-
Division Total	42,021	47,780	-	39,420	49,775

GENERAL FUND

Department 1620 Buildings
 Division 1208 Bldgs 63 GH Drive - Comm Corr

EXPENSES

<u>Account</u>	2013 <u>Actual</u>	2014 <u>Actual</u>	2015 <u>Adopted Budget</u>	2015 <u>Amended Budget</u>	2016 <u>Executive Recommendation</u>
4000 - Supplies	-	-	-	600	-
4200 - Building Maint & Repair	26,731	31,372	41,655	47,655	38,415
Division Total	26,731	31,372	41,655	48,255	38,415

Division 1209 Bldgs Golden Hill - Pump Houses

EXPENSES

<u>Account</u>	2013 <u>Actual</u>	2014 <u>Actual</u>	2015 <u>Adopted Budget</u>	2015 <u>Amended Budget</u>	2016 <u>Executive Recommendation</u>
4000 - Supplies	309	-	-	250	-
4200 - Building Maint & Repair	16,587	17,053	15,520	30,520	17,625
4300 - Professional Services	51,112	50,554	67,500	67,500	52,500
Division Total	68,008	67,607	83,020	98,270	70,125

Division 1210 Bldgs 1061 Development Ct - DSS

EXPENSES

<u>Account</u>	2013 <u>Actual</u>	2014 <u>Actual</u>	2015 <u>Adopted Budget</u>	2015 <u>Amended Budget</u>	2016 <u>Executive Recommendation</u>
2200 - Computer Equipment	750	-	-	-	-
2300 - Other Equipment	13,759	10,386	135,500	142,060	205,500
4000 - Supplies	8,883	6,910	7,300	8,140	8,300
4200 - Building Maint & Repair	143,470	76,986	239,610	245,742	247,000
4570 - Leases/Rental	1,674	-	-	-	-
4600 - Misc Contractual Expense	-	5,805	-	-	-
4690 - Maintenance	839	412	500	500	500
Division Total	169,374	100,500	382,910	396,442	461,300

GENERAL FUND

Department 1620 Buildings

Division 1210 Bldgs 1061 Development Ct - DSS

REVENUES

<u>Account</u>	2013 <u>Actual</u>	2014 <u>Actual</u>	2015 <u>Adopted Budget</u>	2015 <u>Amended Budget</u>	2016 <u>Executive Recommendation</u>
3240 - Use of Money & Property	1,301,418	788,652	787,403	787,403	95,625
3600 - Intra-fund Revenues	22,877	186,962	-	-	-
Division Total	1,324,295	975,613	787,403	787,403	95,625

Division 1211 Bldgs 300 Foxhall - Records Mgmt

EXPENSES

<u>Account</u>	2013 <u>Actual</u>	2014 <u>Actual</u>	2015 <u>Adopted Budget</u>	2015 <u>Amended Budget</u>	2016 <u>Executive Recommendation</u>
2300 - Other Equipment	-	-	4,500	6,692	41,200
4000 - Supplies	4,968	3,641	2,650	2,950	3,150
4200 - Building Maint & Repair	99,395	113,994	107,078	110,828	119,877
4690 - Maintenance	-	241	300	300	300
Division Total	104,363	117,875	114,528	120,770	164,527

Division 1212 Bldgs 284 Wall St - Brd of Elec.

EXPENSES

<u>Account</u>	2013 <u>Actual</u>	2014 <u>Actual</u>	2015 <u>Adopted Budget</u>	2015 <u>Amended Budget</u>	2016 <u>Executive Recommendation</u>
4000 - Supplies	113	99	120	120	120
4200 - Building Maint & Repair	966	734	978	2,978	1,058
4570 - Leases/Rental	32,094	32,094	32,100	32,100	32,094
Division Total	33,173	32,927	33,198	35,198	33,272

GENERAL FUND

Department 1620 Buildings

Division 1214 Bldgs 733 Broadway - Probation

EXPENSES

<u>Account</u>	<u>2013 Actual</u>	<u>2014 Actual</u>	<u>2015 Adopted Budget</u>	<u>2015 Amended Budget</u>	<u>2016 Executive Recommendation</u>
2300 - Other Equipment	-	8,934	550	550	2,200
4000 - Supplies	936	529	250	1,500	3,750
4200 - Building Maint & Repair	68,121	87,775	63,354	78,636	81,506
4690 - Maintenance	-	117	250	250	250
Division Total	69,057	97,355	64,404	80,936	87,706

Division 1215 Bldgs 1 Danny Circle - UCAT

EXPENSES

<u>Account</u>	<u>2013 Actual</u>	<u>2014 Actual</u>	<u>2015 Adopted Budget</u>	<u>2015 Amended Budget</u>	<u>2016 Executive Recommendation</u>
4000 - Supplies	5,517	2,311	4,250	4,250	3,750
4200 - Building Maint & Repair	87,058	99,393	85,365	89,370	100,330
4600 - Misc Contractual Expense	2,593	-	-	-	-
4690 - Maintenance	99	1,051	3,350	3,350	800
Division Total	95,268	102,755	92,965	96,970	104,880

Division 1216 Bldgs 380 Blvd - Law Enfor. Center

EXPENSES

<u>Account</u>	<u>2013 Actual</u>	<u>2014 Actual</u>	<u>2015 Adopted Budget</u>	<u>2015 Amended Budget</u>	<u>2016 Executive Recommendation</u>
2300 - Other Equipment	4,650	2,926	103,200	122,539	51,900
4000 - Supplies	1,225	1,029	1,000	8,000	24,000
4200 - Building Maint & Repair	1,177,728	1,366,338	1,381,570	1,422,378	1,348,654
4300 - Professional Services	-	3,669	-	6,000	-
4600 - Misc Contractual Expense	885	-	-	-	-
4690 - Maintenance	1,977	9,914	15,000	15,041	12,000
Division Total	1,186,465	1,383,876	1,500,770	1,573,957	1,436,554

GENERAL FUND

Department 1620 Buildings
 Division 1217 Bldgs 137 N Chestnut St - MH NPC

EXPENSES

<u>Account</u>	<u>2013 Actual</u>	<u>2014 Actual</u>	<u>2015 Adopted Budget</u>	<u>2015 Amended Budget</u>	<u>2016 Executive Recommendation</u>
4000 - Supplies	425	-	-	-	-
4200 - Building Maint & Repair	423	-	-	-	-
4570 - Leases/Rental	24,490	-	-	-	-
Division Total	25,338	-	-	-	-

Division 1218 Bldgs 67 Wurts St - Veterans House

EXPENSES

<u>Account</u>	<u>2013 Actual</u>	<u>2014 Actual</u>	<u>2015 Adopted Budget</u>	<u>2015 Amended Budget</u>	<u>2016 Executive Recommendation</u>
2300 - Other Equipment	-	3,383	4,500	4,500	-
4000 - Supplies	1,054	1,865	6,500	6,500	1,100
4200 - Building Maint & Repair	16,049	35,046	27,275	24,075	21,004
4300 - Professional Services	2,400	-	-	-	-
4670 - Communication Expenses	-	804	-	3,200	3,000
Division Total	19,503	41,099	38,275	38,275	25,104

Division 1219 Bldgs 94 Mary's Ave - STRIVE

EXPENSES

<u>Account</u>	<u>2013 Actual</u>	<u>2014 Actual</u>	<u>2015 Adopted Budget</u>	<u>2015 Amended Budget</u>	<u>2016 Executive Recommendation</u>
2300 - Other Equipment	-	-	-	25,000	10,000
4000 - Supplies	-	-	37,500	6,500	12,750
4200 - Building Maint & Repair	-	10,994	92,500	102,512	34,990
Division Total	-	10,994	130,000	134,012	57,740

REVENUES

<u>Account</u>	<u>2013 Actual</u>	<u>2014 Actual</u>	<u>2015 Adopted Budget</u>	<u>2015 Amended Budget</u>	<u>2016 Executive Recommendation</u>
3240 - Use of Money & Property	-	-	-	-	204,000
Division Total	-	-	-	-	204,000

GENERAL FUND

Department 1620 Buildings
 Division 1220 Bldgs 280 Wall St - Pub Defender

EXPENSES

<u>Account</u>	2013 Actual	2014 Actual	2015 Adopted Budget	2015 Amended Budget	2016 Executive Recommendation
4000 - Supplies	-	-	-	-	250
4200 - Building Maint & Repair	-	-	-	-	810
4570 - Leases/Rental	-	-	-	15,000	56,700
Division Total	-	-	-	15,000	57,760
Department Expense Total	6,630,984	8,377,965	10,006,712	10,175,424	9,778,543
Department Revenue Total	1,707,189	1,339,429	1,487,226	1,487,226	1,137,803

DEPARTMENT POSITION SUMMARY

<u>Title</u>	<u># of Positions</u>	<u>Total Salary</u>
BLD TR WKR	1	33,489
BLDG MAINTENANCE SPECIALIST	20	908,636
BUILDING MAINTENANCE WORKER I	2	76,480
BUILDING TRADES WORKER	6	244,795
CLEANER	10	355,052
ELECTRICAL CONST & MTCE SUPV	1	54,609
HEAD CLEANER	3	119,011
MAINTENANCE AND CONSTRUCT SUPV	6	308,185
MAINTENANCE COORDINATOR	1	65,242
PROJECTS MANAGER	1	61,895
SR BLDNG MTCE SPEC	3	147,823
SR LAND MANAGER	1	49,347
SR PROJECTS MANAGER	1	75,563
Total Benefited Positions	56	2,500,128

GENERAL FUND

Department 1640 Central Garage

Division 1260 Central Auto

EXPENSES

<u>Account</u>	2013 Actual	2014 Actual	2015 Adopted Budget	2015 Amended Budget	2016 Executive Recommendation
1300 - Regular Pay	220,129	235,524	248,918	248,918	255,984
1400 - Part Time Pay	14,129	-	16,500	16,500	16,500
1410 - Overtime Pay	4,843	6,445	6,000	6,000	6,000
1420 - Contractual Pays	-	1,500	3,000	3,000	3,000
2100 - Vehicles	150,359	175,227	182,000	182,000	-
2200 - Computer Equipment	1,375	1,563	3,708	3,708	3,708
2300 - Other Equipment	6,334	6,492	5,999	5,999	14,842
4000 - Supplies	187,168	168,858	203,150	203,650	174,700
4200 - Building Maint & Repair	177	177	240	240	240
4570 - Leases/Rental	1,644	983	2,000	2,000	1,500
4580 - Conference Expenses	-	-	1,482	1,482	-
4590 - Travel	373	360	350	350	400
4600 - Misc Contractual Expense	-	20	-	-	-
4690 - Maintenance	36,262	35,827	39,000	39,000	49,000
8000 - Retirement	-	47,379	49,426	49,426	44,289
8010 - Social Security/FICA	-	18,415	20,993	20,993	21,533
8020 - Health Insurance	-	39,674	68,974	68,974	71,419
8060 - Employee Payments	500	500	500	500	500
Division Total	623,293	738,945	852,240	852,740	663,615

REVENUES

<u>Account</u>	2013 Actual	2014 Actual	2015 Adopted Budget	2015 Amended Budget	2016 Executive Recommendation
3120 - Departmental Income	-	17,909	-	-	-
3200 - Intergovernmental Charges	-	-	-	-	15,000
3240 - Use of Money & Property	93,960	-	138,405	138,405	-
3270 - Sale of Property	10,606	10,707	10,000	10,000	10,000
3600 - Intra-fund Revenues	213,336	249,949	200,000	200,000	250,000
Division Total	317,902	278,564	348,405	348,405	275,000
Department Expense Total	623,293	738,945	852,240	852,740	663,615
Department Revenue Total	317,902	278,564	348,405	348,405	275,000

DEPARTMENT POSITION SUMMARY

<u>Title</u>	<u># of Positions</u>	<u>Total Salary</u>
AUTOMOTIVE MECHANIC II	3	143,338
DEP COMM DPW FLEET	1	68,823
LEAD AUTOMOTIVE MECHANIC	1	43,822
Total Benefited Positions	5	255,984

GENERAL FUND

Department 1680 Central Data Processing
 Division 1291 Information Services Admin

EXPENSES

<u>Account</u>	2013 <u>Actual</u>	2014 <u>Actual</u>	2015 <u>Adopted Budget</u>	2015 <u>Amended Budget</u>	2016 <u>Executive Recommendation</u>
1300 - Regular Pay	1,708,236	1,757,638	1,957,838	1,957,838	2,159,147
1400 - Part Time Pay	-	-	-	-	2,800
1410 - Overtime Pay	3,850	23,949	10,000	10,000	12,000
1420 - Contractual Pays	15,400	43,090	48,000	48,000	43,000
2000 - Office Equipment	-	-	1,750	6,100	-
2200 - Computer Equipment	254,068	430,847	1,312,993	1,368,008	927,455
4000 - Supplies	50,953	38,730	33,500	62,412	59,000
4300 - Professional Services	300,747	294,138	493,269	547,379	403,217
4570 - Leases/Rental	129,658	108,237	211,196	206,846	167,200
4580 - Conference Expenses	98	5,740	2,000	2,000	2,575
4590 - Travel	227	851	1,000	1,000	2,355
4600 - Misc Contractual Expense	307,391	153,329	277,457	287,033	407,402
4670 - Communication Expenses	-	-	-	1,037,679	1,002,469
4690 - Maintenance	886,924	775,176	1,143,794	1,389,343	1,117,982
8000 - Retirement	-	401,473	448,650	448,650	373,564
8010 - Social Security/FICA	(7)	136,495	154,212	154,212	169,597
8020 - Health Insurance	-	512,654	496,606	496,606	471,368
Division Total	3,657,546	4,682,349	6,592,265	8,023,106	7,321,131

REVENUES

<u>Account</u>	2013 <u>Actual</u>	2014 <u>Actual</u>	2015 <u>Adopted Budget</u>	2015 <u>Amended Budget</u>	2016 <u>Executive Recommendation</u>
3120 - Departmental Income	-	11,548	-	2,875	11,380
3200 - Intergovernmental Charges	48,694	35,352	40,000	40,000	34,450
3300 - State Aid	69,330	7,867	-	-	-
3600 - Intra-fund Revenues	336,837	358,598	309,000	309,000	34,800
Division Total	454,861	413,365	349,000	351,875	80,630

GENERAL FUND

Department 1680 Central Data Processing

Division 1292 Cent. Telephone

EXPENSES

<u>Account</u>	2013 <u>Actual</u>	2014 <u>Actual</u>	2015 <u>Adopted Budget</u>	2015 <u>Amended Budget</u>	2016 <u>Executive Recommendation</u>
1300 - Regular Pay	146,318	150,874	155,292	155,292	-
1400 - Part Time Pay	2,591	3,726	2,500	7,500	-
1410 - Overtime Pay	1,684	964	1,700	1,700	-
1420 - Contractual Pays	74	-	-	-	-
4000 - Supplies	18,512	7,348	15,800	-	-
4300 - Professional Services	493	278	300	-	-
4670 - Communication Expenses	1,254,986	1,240,873	1,036,736	-	-
8010 - Social Security/FICA	-	11,561	12,201	12,201	-
Division Total	1,424,658	1,415,624	1,224,529	176,693	-

REVENUES

<u>Account</u>	2013 <u>Actual</u>	2014 <u>Actual</u>	2015 <u>Adopted Budget</u>	2015 <u>Amended Budget</u>	2016 <u>Executive Recommendation</u>
3120 - Departmental Income	-	1,215	2,500	-	-
3600 - Intra-fund Revenues	346,544	164,909	-	-	-
Division Total	346,544	166,124	2,500	-	-

Division 1293 GIS

EXPENSES

<u>Account</u>	2013 <u>Actual</u>	2014 <u>Actual</u>	2015 <u>Adopted Budget</u>	2015 <u>Amended Budget</u>	2016 <u>Executive Recommendation</u>
1300 - Regular Pay	138,539	143,103	146,324	146,324	-
4000 - Supplies	-	66	3,000	-	-
4690 - Maintenance	34,280	28,111	34,000	-	-
8010 - Social Security/FICA	-	10,635	11,194	11,194	-
Division Total	172,819	181,915	194,518	157,518	-

GENERAL FUND

Department 1680 Central Data Processing
Division 1293 GIS

REVENUES

<u>Account</u>	2013 <u>Actual</u>	2014 <u>Actual</u>	2015 <u>Adopted Budget</u>	2015 <u>Amended Budget</u>	2016 <u>Executive Recommendation</u>
3120 - Departmental Income	407	155	375	-	-
Division Total	407	155	375	-	-
Department Expense Total	5,255,023	6,279,888	8,011,312	8,357,317	7,321,131
Department Revenue Total	801,812	579,644	351,875	351,875	80,630

DEPARTMENT POSITION SUMMARY

<u>Title</u>	<u># of Positions</u>	<u>Total Salary</u>
ACCOUNT CLERK	1	36,661
AST DIR IS APP DEVELOPMENT	1	89,834
AST DIR IS OPERATIONS	1	84,517
AST DIR IS TECHNICAL SUPPORT	1	95,095
CAP/ANALYST	1	72,888
CMP OPERATOR	1	43,939
COMPUTER APPLIC PROG/ANALYST	5	374,493
COMPUTER OPERATOR	2	93,579
CUSTOMER SUPPORT REPRESENT	1	59,396
DIR INFORMATION SERVICES	1	108,341
HELP DESK TECHNICIAN	1	54,586
IT BUS MGR	1	53,129
JUNIOR ACCOUNTANT	1	54,609
MACHINE OPERATOR	1	39,361
NETWRK ADM	1	66,229
PRINCIPAL MACHINE OPERATOR	1	51,978
RECEPTIONIST W/TYPING	1	32,953
SR TECHNOLOGY SUPERVISOR	1	66,174
SYSTEMS ANALYST	3	246,511
TECHNICAL ASSET COORDINATOR	1	46,372
TECHNICAL SUPPORT TECH I	4	234,837
TECHNOLOGY TEAM LEADER	1	81,247
TELECOMM SYSTEMS COORD II	1	72,420
Total Benefited Positions	33	2,159,147

GENERAL FUND

Department 1910 Unallocated Insurance

Division 1301 Unallocated Insurance

EXPENSES

<u>Account</u>	2013 <u>Actual</u>	2014 <u>Actual</u>	2015 <u>Adopted Budget</u>	2015 <u>Amended Budget</u>	2016 <u>Executive Recommendation</u>
1300 - Regular Pay	61,625	62,859	64,109	64,109	65,388
1420 - Contractual Pays	-	5,500	5,500	5,500	5,500
4000 - Supplies	22	401	500	500	500
4510 - Insurance	4,763,937	4,247,883	4,870,166	4,870,166	1,742,000
8000 - Retirement	-	13,155	12,730	12,730	11,313
8010 - Social Security/FICA	-	5,018	5,325	5,325	5,423
8020 - Health Insurance	-	19,988	13,795	13,795	14,284
8100 - Insurance	-	-	-	-	3,268,798
Division Total	4,825,583	4,354,804	4,972,125	4,972,125	5,113,206

REVENUES

<u>Account</u>	2013 <u>Actual</u>	2014 <u>Actual</u>	2015 <u>Adopted Budget</u>	2015 <u>Amended Budget</u>	2016 <u>Executive Recommendation</u>
3270 - Sale of Property	82,471	137,433	100,000	100,000	130,000
3280 - Misc Local Sources	8,225	6,017	100	100	100
3600 - Intra-fund Revenues	744,979	860,601	750,000	750,000	750,000
Division Total	835,674	1,004,051	850,100	850,100	880,100

Department Expense Total	4,825,583	4,354,804	4,972,125	4,972,125	5,113,206
Department Revenue Total	835,674	1,004,051	850,100	850,100	880,100

DEPARTMENT POSITION SUMMARY

<u>Title</u>	<u># of Positions</u>	<u>Total Salary</u>
DEP INSURANCE OFFICER	1	65,388
Total Benefited Positions	1	65,388

GENERAL FUND

Department 1920 Municipal Association Dues

Division 1311 Municipal Assoc. Dues

EXPENSES

<u>Account</u>	<u>2013 Actual</u>	<u>2014 Actual</u>	<u>2015 Adopted Budget</u>	<u>2015 Amended Budget</u>	<u>2016 Executive Recommendation</u>
4600 - Misc Contractual Expense	31,899	32,051	32,451	32,451	33,605
Division Total	<u>31,899</u>	<u>32,051</u>	<u>32,451</u>	<u>32,451</u>	<u>33,605</u>
Department Expense Total	31,899	32,051	32,451	32,451	33,605

GENERAL FUND

Department 1990 Contingent Account

Division 1331 Contingent Account

EXPENSES

<u>Account</u>	<u>2013 Actual</u>	<u>2014 Actual</u>	<u>2015 Adopted Budget</u>	<u>2015 Amended Budget</u>	<u>2016 Executive Recommendation</u>
4600 - Misc Contractual Expense	-	-	1,359,652	898,290	825,000
Division Total	-	-	1,359,652	898,290	825,000
Department Expense Total	-	-	1,359,652	898,290	825,000

GENERAL FUND

Department 2495 Contribution to Community College

Division 1750 Contribution to Comm College

EXPENSES

<u>Account</u>	<u>2013 Actual</u>	<u>2014 Actual</u>	<u>2015 Adopted Budget</u>	<u>2015 Amended Budget</u>	<u>2016 Executive Recommendation</u>
4600 - Misc Contractual Expense	6,280,863	6,280,863	6,401,632	6,401,632	6,400,863
Division Total	<u>6,280,863</u>	<u>6,280,863</u>	<u>6,401,632</u>	<u>6,401,632</u>	<u>6,400,863</u>
Department Expense Total	6,280,863	6,280,863	6,401,632	6,401,632	6,400,863

GENERAL FUND

Department 2980 Other Educational Activities
 Division 1760 Handicapped Education Program

EXPENSES

<u>Account</u>	<u>2013 Actual</u>	<u>2014 Actual</u>	<u>2015 Adopted Budget</u>	<u>2015 Amended Budget</u>	<u>2016 Executive Recommendation</u>
4300 - Professional Services	-	7,656	-	10,000	10,000
4600 - Misc Contractual Expense	9,981	-	10,000	-	-
Division Total	9,981	7,656	10,000	10,000	10,000

REVENUES

<u>Account</u>	<u>2013 Actual</u>	<u>2014 Actual</u>	<u>2015 Adopted Budget</u>	<u>2015 Amended Budget</u>	<u>2016 Executive Recommendation</u>
3260 - Fines & Forfeitures	3,153	7,225	10,000	10,000	10,000
Division Total	3,153	7,225	10,000	10,000	10,000

Department Expense Total	9,981	7,656	10,000	10,000	10,000
Department Revenue Total	3,153	7,225	10,000	10,000	10,000

GENERAL FUND

Department 3020 Public Safety Communication (911)

Division 1800 Emergency Communications

DEPARTMENT POSITION SUMMARY

<u>Title</u>	<u># of Positions</u>	<u>Total Salary</u>
CONF SEC EMERG COMM/EMERG MGMT	1	52,124
DEP DIR EMERG COMM/EMERG MGMT	1	65,375
DIR EMERG COMM/EMERG MGMT	1	95,129
EM SR D I	2	80,430
EMERGENCY SERVICES DISP I	16	810,287
EMERGENCY SERVICES DISP II	5	270,587
Total Benefited Positions	<u>26</u>	<u>1,373,933</u>

GENERAL FUND

Department 3110 Sheriff
 Division 1810 Sheriff Administration

EXPENSES

<u>Account</u>	<u>2013 Actual</u>	<u>2014 Actual</u>	<u>2015 Adopted Budget</u>	<u>2015 Amended Budget</u>	<u>2016 Dept Request</u>	<u>2016 Executive Recommendation</u>
1300 - Regular Pay	422,999	436,004	452,887	452,519	508,586	457,333
1400 - Part Time Pay	-	-	48,558	48,558	-	23,969
1410 - Overtime Pay	167	75	-	3,000	3,000	3,000
1420 - Contractual Pays	-	9,102	8,000	8,368	10,000	10,000
4000 - Supplies	950	3,160	2,250	2,250	3,000	3,000
4570 - Leases/Rental	-	-	-	-	3,000	3,000
4580 - Conference Expenses	-	-	1,500	1,500	1,500	1,500
4590 - Travel	-	195	600	600	600	600
4600 - Misc Contractual Expense	275	400	500	500	606	606
4690 - Maintenance	-	2,264	2,765	2,765	3,000	3,000
8000 - Retirement	64,024	1,055,860	845,055	845,055	845,055	824,445
8010 - Social Security/FICA	26,586	32,575	38,973	38,973	40,011	37,814
8020 - Health Insurance	-	1,101,440	1,007,007	1,007,007	1,007,007	1,057,006
8060 - Employee Payments	1,425	1,383	2,424	2,424	1,425	1,425
 Division Total	 516,425	 2,642,458	 2,410,519	 2,413,519	 2,426,790	 2,426,698

GENERAL FUND

Department 3110 Sheriff

Division 1811 Criminal

EXPENSES

<u>Account</u>	2013 Actual	2014 Actual	2015 Adopted Budget	2015 Amended Budget	2016 Dept Request	2016 Executive Recommendation
1300 - Regular Pay	2,635,441	2,783,720	2,792,523	2,789,523	2,900,458	3,281,383
1400 - Part Time Pay	249,865	239,778	317,800	317,800	417,000	417,000
1410 - Overtime Pay	259,203	409,109	316,125	316,125	325,000	345,000
1420 - Contractual Pays	188,931	227,519	233,525	233,525	250,150	256,500
2000 - Office Equipment	-	1,935	1,500	1,500	1,500	1,500
2100 - Vehicles	-	215,313	-	88,384	235,000	-
2200 - Computer Equipment	22,270	16,193	229,675	315,830	260,680	222,180
2300 - Other Equipment	35,186	19,084	26,947	51,493	49,095	49,095
4000 - Supplies	300,635	361,677	378,139	408,068	375,255	375,255
4200 - Building Maint & Repair	3,954	16,969	25,955	15,955	20,320	20,320
4300 - Professional Services	2,003	114,656	7,780	45,759	4,500	4,500
4510 - Insurance	-	-	-	-	-	-
4570 - Leases/Rental	6,600	6,600	6,600	6,600	11,066	11,066
4580 - Conference Expenses	4,312	7,260	13,715	13,715	15,595	15,595
4590 - Travel	390	32	900	900	1,000	1,000
4600 - Misc Contractual Expense	42,836	32,500	9,080	9,920	9,920	9,920
4670 - Communication Expenses	188,293	69,158	198,720	197,880	200,400	200,400
4690 - Maintenance	244,681	238,963	358,827	371,036	366,335	366,335
8000 - Retirement	504,674	-	-	-	-	-
8010 - Social Security/FICA	211,805	284,654	279,988	279,988	300,518	328,941
8020 - Health Insurance	757,474	-	-	-	-	-
8060 - Employee Payments	33,397	32,348	46,075	43,800	35,725	35,725
Division Total	5,691,949	5,077,471	5,243,874	5,507,802	5,779,517	5,941,715

REVENUES

<u>Account</u>	2013 Actual	2014 Actual	2015 Adopted Budget	2015 Amended Budget	2016 Dept Request	2016 Executive Recommendation
3200 - Intergovernmental Charges	19,455	-	35,000	35,000	35,000	35,000
3270 - Sale of Property	33,725	-	-	-	-	-
3280 - Misc Local Sources	25,501	46,599	15,000	15,000	15,000	15,000
3300 - State Aid	39,818	55,158	50,750	50,750	37,250	37,250
3400 - Federal Aid	21,389	27,535	22,000	22,000	28,000	28,000
3600 - Intra-fund Revenues	5,157	9,284	-	-	-	-
Division Total	145,044	138,576	122,750	122,750	115,250	115,250

GENERAL FUND

Department 3110 Sheriff
 Division 1812 Special Programs

EXPENSES

<u>Account</u>	2013 Actual	2014 Actual	2015 Adopted Budget	2015 Amended Budget	2016 Dept Request	2016 Executive Recommendation
1300 - Regular Pay	466,619	173,135	234,970	234,970	193,265	220,472
1400 - Part Time Pay	20,877	25,498	21,235	21,235	21,235	21,235
1410 - Overtime Pay	119,976	30,948	56,759	56,759	58,465	61,000
1420 - Contractual Pays	33,401	9,570	21,865	21,865	22,431	23,500
2300 - Other Equipment	157,162	101,810	10,100	10,100	17,300	17,300
4000 - Supplies	9,435	6,745	10,000	10,000	10,600	10,600
4300 - Professional Services	11,996	24,098	13,500	13,500	15,900	15,900
4580 - Conference Expenses	-	-	1,625	1,625	1,625	1,625
4590 - Travel	65	40	250	250	250	250
4670 - Communication Expenses	-	-	1,080	1,080	1,080	1,080
8000 - Retirement	97,026	-	-	-	-	-
8010 - Social Security/FICA	33,851	20,149	25,614	25,614	22,925	24,955
8060 - Employee Payments	7,440	1,794	5,700	5,700	4,275	4,275
Division Total	957,848	393,787	402,698	402,698	369,351	402,192

REVENUES

<u>Account</u>	2013 Actual	2014 Actual	2015 Adopted Budget	2015 Amended Budget	2016 Dept Request	2016 Executive Recommendation
3200 - Intergovernmental Charges	94,795	79,958	117,766	117,766	122,426	122,426
3300 - State Aid	5,945	-	-	-	-	-
3400 - Federal Aid	163,479	97,642	6,500	6,500	7,500	7,500
3600 - Intra-fund Revenues	86,098	59,300	43,000	43,000	43,000	43,000
Division Total	350,317	236,900	167,266	167,266	172,926	172,926

GENERAL FUND

Department 3110 Sheriff

Division 1815 County Building Security

EXPENSES

<u>Account</u>	2013 Actual	2014 Actual	2015 Adopted Budget	2015 Amended Budget	2016 Dept Request	2016 Executive Recommendation
1300 - Regular Pay	505,799	521,058	533,478	533,478	533,294	561,314
1400 - Part Time Pay	188,661	173,257	204,200	204,200	195,000	195,000
1410 - Overtime Pay	72,148	68,079	93,675	93,675	96,000	96,000
1420 - Contractual Pays	7,123	6,100	18,368	18,368	19,300	19,300
4000 - Supplies	1,284	4,773	5,500	6,037	5,500	5,500
4590 - Travel	63	35	200	200	200	200
4600 - Misc Contractual Expense	175	235	500	500	500	500
4670 - Communication Expenses	-	-	1,080	1,080	1,000	1,000
8000 - Retirement	117,064	-	-	-	-	-
8010 - Social Security/FICA	47,217	58,777	65,004	65,004	64,903	66,678
8060 - Employee Payments	4,528	4,800	4,800	5,150	4,800	4,800
Division Total	944,061	837,114	926,805	927,692	920,497	950,292

REVENUES

<u>Account</u>	2013 Actual	2014 Actual	2015 Adopted Budget	2015 Amended Budget	2016 Dept Request	2016 Executive Recommendation
3120 - Departmental Income	415,426	204,489	430,000	430,000	-	-
3600 - Intra-fund Revenues	-	189,667	-	-	430,000	430,000
Division Total	415,426	394,156	430,000	430,000	430,000	430,000

GENERAL FUND

Department 3110 Sheriff

DEPARTMENT POSITION SUMMARY

<u>Title</u>	<u># of Positions</u>	<u>Total Salary</u>
ADMINISTRATIVE ASSISTANT/TYP	1	63,663
CHIEF CIVIL ADMINISTRATOR	1	63,768
CONF SECRETARY TO SHERIFF	1	54,956
DATABASE CLERK/TYPIST	1	36,616
DEP SHER DETECTIVE SERGEANT	1	80,534
DEP SHERIFF	32	1,973,913
DEP SHERIFF - CAPTAIN	1	105,799
DEP SHERIFF - SERGEANT	8	633,152
DEP SHERIFF-DETECTIVE	6	410,630
DEP SHERIFF-FIRST SERGEANT	1	83,750
DEP SHERIFF-LIEUTENANT	3	285,412
EMERGENCY SERVICES DISPATCHER	3	155,839
JUNIOR ACCOUNTANT	1	59,396
PISTOL PERMIT EXAMINER	1	44,944
RECEPTIONIST W/TYPING	1	39,956
SECURITY GUARD	6	277,952
SHERIFF	1	101,706
SHERIFF'S FISCAL ASSISTANT I	2	79,201
SHERIFF'S FISCAL ASSISTANT III	1	58,021
SR SECURITY GUARD	1	56,188
UNDERSHERIFF	1	99,786
Total Benefited Positions	<u>74</u>	<u>4,765,182</u>

GENERAL FUND

Department 3140 Probation

Division 1835 Probation

EXPENSES

<u>Account</u>	2013 <u>Actual</u>	2014 <u>Actual</u>	2015 <u>Adopted Budget</u>	2015 <u>Amended Budget</u>	2016 <u>Executive Recommendation</u>
1300 - Regular Pay	2,441,831	2,544,111	2,691,231	2,691,231	2,829,550
1400 - Part Time Pay	142,325	144,735	155,480	155,480	161,766
1410 - Overtime Pay	23,891	29,055	20,000	18,393	40,500
1420 - Contractual Pays	78,262	101,842	113,400	113,400	124,600
2100 - Vehicles	-	-	-	-	35,000
4000 - Supplies	42,982	48,432	61,350	62,958	67,231
4200 - Building Maint & Repair	2,448	2,448	2,448	2,448	2,448
4300 - Professional Services	119,482	173,025	235,972	243,867	231,836
4570 - Leases/Rental	22,142	21,120	25,140	25,140	19,800
4580 - Conference Expenses	2,680	6,530	11,900	11,900	7,650
4590 - Travel	2,552	2,384	4,100	4,100	3,660
4600 - Misc Contractual Expense	4,997	2,327	5,548	5,548	5,350
4670 - Communication Expenses	18,358	18,252	18,252	18,252	18,252
4690 - Maintenance	12,052	12,052	12,500	15,153	21,812
4710 - Law Enforce Activities	3,032	1,700	3,000	3,000	3,000
8000 - Retirement	-	639,143	641,542	641,542	573,878
8010 - Social Security/FICA	-	211,446	227,978	227,978	241,466
8020 - Health Insurance	-	746,984	703,526	703,526	728,477
Division Total	2,917,033	4,705,586	4,933,367	4,943,916	5,116,276

REVENUES

<u>Account</u>	2013 <u>Actual</u>	2014 <u>Actual</u>	2015 <u>Adopted Budget</u>	2015 <u>Amended Budget</u>	2016 <u>Executive Recommendation</u>
3120 - Departmental Income	82,328	81,747	81,000	81,000	81,000
3300 - State Aid	520,197	492,981	636,987	636,987	554,381
3400 - Federal Aid	25,844	-	-	-	-
3900 - Appropriated Reserves	-	-	-	-	54,506
Division Total	628,369	574,727	717,987	717,987	689,887

GENERAL FUND

Department 3140 Probation

Division 1836 CVAP

EXPENSES

<u>Account</u>	2013 Actual	2014 Actual	2015 Adopted Budget	2015 Amended Budget	2016 Executive Recommendation
1300 - Regular Pay	173,990	204,281	239,982	239,982	308,030
1410 - Overtime Pay	34	-	-	700	500
1420 - Contractual Pays	3,659	3,564	10,538	10,413	10,538
4000 - Supplies	735	1,000	2,000	2,000	2,000
4570 - Leases/Rental	-	1,071	1,476	1,476	-
4580 - Conference Expenses	140	254	500	500	500
4590 - Travel	189	271	300	300	300
4600 - Misc Contractual Expense	-	50	60	60	125
4670 - Communication Expenses	1,267	1,191	1,600	1,600	2,000
8010 - Social Security/FICA	-	15,363	19,165	19,165	24,409
Division Total	180,015	227,046	275,621	276,196	348,402

REVENUES

<u>Account</u>	2013 Actual	2014 Actual	2015 Adopted Budget	2015 Amended Budget	2016 Executive Recommendation
3300 - State Aid	35,725	54,367	73,907	73,907	84,908
3400 - Federal Aid	142,900	217,470	295,625	295,625	339,632
Division Total	178,625	271,837	369,532	369,532	424,540

Division 1837 Health Grant

EXPENSES

<u>Account</u>	2013 Actual	2014 Actual	2015 Adopted Budget	2015 Amended Budget	2016 Executive Recommendation
1300 - Regular Pay	57,799	43,406	58,485	58,485	-
1410 - Overtime Pay	-	51	-	-	-
1420 - Contractual Pays	75	150	-	125	-
4000 - Supplies	173	15	500	500	-
4580 - Conference Expenses	-	20	400	400	-
4590 - Travel	-	85	100	100	-
4670 - Communication Expenses	279	277	368	368	-
8010 - Social Security/FICA	-	3,209	4,474	4,474	-
Division Total	58,325	47,213	64,327	64,452	-

GENERAL FUND

Department 3140 Probation
Division 1837 Health Grant

REVENUES

<u>Account</u>	2013 Actual	2014 Actual	2015 Adopted Budget	2015 Amended Budget	2016 Executive Recommendation
3300 - State Aid	23,592	44,157	34,215	34,215	-
3400 - Federal Aid	30,247	20,213	-	-	-
Division Total	53,839	64,369	34,215	34,215	-

Division 1838 ISP

EXPENSES

<u>Account</u>	2013 Actual	2014 Actual	2015 Adopted Budget	2015 Amended Budget	2016 Executive Recommendation
1300 - Regular Pay	59,291	13,584	-	-	-
1410 - Overtime Pay	-	39	-	-	-
1420 - Contractual Pays	5,250	1,200	-	-	-
8010 - Social Security/FICA	-	1,531	-	-	-
Division Total	64,541	16,353	-	-	-

Division 1839 DWI

EXPENSES

<u>Account</u>	2013 Actual	2014 Actual	2015 Adopted Budget	2015 Amended Budget	2016 Executive Recommendation
1300 - Regular Pay	110,044	117,043	119,466	119,466	129,143
1400 - Part Time Pay	5,826	16,086	17,627	17,627	17,984
1410 - Overtime Pay	-	81	-	907	975
1420 - Contractual Pays	2,050	1,050	2,000	2,000	2,000
2300 - Other Equipment	1,974	15,964	5,000	5,000	6,500
4000 - Supplies	3,771	4,663	4,650	5,508	4,800
4300 - Professional Services	123,618	131,436	135,100	135,215	200,700
4580 - Conference Expenses	2,125	2,395	3,200	3,200	3,200
4600 - Misc Contractual Expense	2,853	3,122	3,050	3,050	3,450
4670 - Communication Expenses	1,213	-	1,200	1,200	1,200
4690 - Maintenance	396	500	1,500	1,500	1,500
4750 - Intra-County Charges	197,489	192,014	97,000	96,200	95,000
8000 - Retirement	16,757	-	-	-	-
8010 - Social Security/FICA	7,057	10,289	10,641	10,641	11,483
8020 - Health Insurance	6,184	-	-	-	-
Division Total	481,357	494,644	400,434	401,514	477,935

GENERAL FUND

Department 3140 Probation
Division 1839 DWI

REVENUES

<u>Account</u>	2013 <u>Actual</u>	2014 <u>Actual</u>	2015 <u>Adopted Budget</u>	2015 <u>Amended Budget</u>	2016 <u>Executive Recommendation</u>
3120 - Departmental Income	-	15,553	-	-	12,000
3260 - Fines & Forfeitures	409,755	373,288	390,000	390,000	380,000
3300 - State Aid	34,496	44,020	55,512	55,512	109,100
Division Total	444,250	432,860	445,512	445,512	501,100

Division 1840 Pre-Trial

EXPENSES

<u>Account</u>	2013 <u>Actual</u>	2014 <u>Actual</u>	2015 <u>Adopted Budget</u>	2015 <u>Amended Budget</u>	2016 <u>Executive Recommendation</u>
1300 - Regular Pay	46,461	47,523	48,881	48,881	50,216
8010 - Social Security/FICA	-	3,465	3,739	3,739	3,842
Division Total	46,461	50,988	52,620	52,620	54,058

REVENUES

<u>Account</u>	2013 <u>Actual</u>	2014 <u>Actual</u>	2015 <u>Adopted Budget</u>	2015 <u>Amended Budget</u>	2016 <u>Executive Recommendation</u>
3300 - State Aid	13,405	16,640	13,867	13,867	13,867
Division Total	13,405	16,640	13,867	13,867	13,867

Division 1841 Grants

EXPENSES

<u>Account</u>	2013 <u>Actual</u>	2014 <u>Actual</u>	2015 <u>Adopted Budget</u>	2015 <u>Amended Budget</u>	2016 <u>Executive Recommendation</u>
1300 - Regular Pay	69,095	71,373	72,829	72,829	-
1410 - Overtime Pay	8,350	10,035	8,000	8,000	-
1420 - Contractual Pays	5,410	3,290	5,200	5,200	-
8010 - Social Security/FICA	-	6,686	6,581	6,581	-
Division Total	82,855	91,384	92,610	92,610	-

GENERAL FUND

Department 3140 Probation
Division 1841 Grants

REVENUES

<u>Account</u>	2013 <u>Actual</u>	2014 <u>Actual</u>	2015 <u>Adopted Budget</u>	2015 <u>Amended Budget</u>	2016 <u>Executive Recommendation</u>
3300 - State Aid	40,066	30,121	20,500	20,500	-
Division Total	40,066	30,121	20,500	20,500	-
Department Expense Total	3,830,587	5,633,214	5,818,979	5,831,308	5,996,671
Department Revenue Total	1,358,555	1,390,555	1,601,613	1,601,613	1,629,394

DEPARTMENT POSITION SUMMARY

<u>Title</u>	<u># of Positions</u>	<u>Total Salary</u>
ACCOUNT CLERK/TYPIST	1	40,285
ADMINISTRATIVE ASSISTANT/TYP	1	58,392
CRIME VICTIM COUNSELOR	4	236,633
DEP PROBATION DIRECTOR II	1	80,597
PROBATION ASSISTANT	3	143,458
PROBATION CLINICAL SUPERVISOR	1	84,919
PROBATION DIRECTOR II	1	92,331
PROBATION OFFICER	23	1,508,958
PROBATION OFFICER TRAINEE	1	58,855
PROBATION SUPERVISOR	3	234,741
SR CRIME VICTIM COUN	1	71,397
SR DB CLERK/TYPIST	1	41,084
SR PROBATION ASSISTANT	2	115,362
SR PROBATION OFFICER	7	510,047
TRANSCRIBING TYPIST	1	39,881
Total Benefited Positions	51	3,316,939

GENERAL FUND

Department 3150 Jail

Division 1855 Jail

EXPENSES

<u>Account</u>	2013 Actual	2014 Actual	2015 Adopted Budget	2015 Amended Budget	2016 Dept Request	2016 Executive Recommendation
1300 - Regular Pay	8,428,203	8,978,476	9,295,615	9,295,615	9,246,260	9,233,678
1400 - Part Time Pay	140,611	149,353	288,008	288,008	324,480	260,000
1410 - Overtime Pay	856,738	984,052	908,240	908,240	770,160	770,160
1420 - Contractual Pays	977,553	1,110,748	1,154,514	1,154,514	1,205,711	1,185,711
2100 - Vehicles	-	31,134	-	-	-	-
2200 - Computer Equipment	3,825	103,141	34,250	34,250	42,400	31,400
2300 - Other Equipment	7,553	9,936	4,805	4,805	23,064	23,064
4000 - Supplies	279,067	302,479	284,089	339,987	267,533	267,533
4200 - Building Maint & Repair	-	-	-	-	-	-
4300 - Professional Services	3,582,553	3,514,388	3,618,229	3,618,229	3,517,671	3,517,671
4570 - Leases/Rental	-	200	-	-	-	-
4580 - Conference Expenses	-	-	-	-	1,600	1,600
4590 - Travel	-	3,646	5,500	5,500	11,500	11,500
4600 - Misc Contractual Expense	13,996	21,736	34,900	34,900	46,244	46,244
4670 - Communication Expenses	23,622	38,704	26,325	26,325	30,825	30,825
4690 - Maintenance	133,401	155,573	153,366	156,028	172,828	172,828
8000 - Retirement	1,610,263	2,139,291	1,845,790	1,845,790	1,845,790	1,597,559
8010 - Social Security/FICA	639,499	832,442	890,948	890,948	890,660	875,890
8020 - Health Insurance	1,681,563	2,533,906	2,220,934	2,220,934	2,220,934	2,285,419
8060 - Employee Payments	92,851	92,034	97,200	97,200	97,200	97,200
Division Total	18,471,297	21,001,238	20,862,713	20,921,273	20,714,860	20,408,282

REVENUES

<u>Account</u>	2013 Actual	2014 Actual	2015 Adopted Budget	2015 Amended Budget	2016 Dept Request	2016 Executive Recommendation
3120 - Departmental Income	42,692	29,198	-	-	-	-
3200 - Intergovernmental Charges	1,660,149	1,746,401	775,625	775,625	465,375	465,375
3240 - Use of Money & Property	-	-	-	-	-	-
3270 - Sale of Property	32,339	29,748	10,000	10,000	10,000	10,000
3280 - Misc Local Sources	21,566	11,677	-	-	-	-
3300 - State Aid	22,827	11,625	15,200	15,200	15,300	15,300
3400 - Federal Aid	28,561	31,472	24,000	24,000	44,000	44,000
Division Total	1,808,135	1,860,121	824,825	824,825	534,675	534,675

GENERAL FUND

Department 3150 Jail
Division 1856 Jail Telephone Commissions

EXPENSES

<u>Account</u>	2013 <u>Actual</u>	2014 <u>Actual</u>	2015 <u>Adopted Budget</u>	2015 <u>Amended Budget</u>	2016 <u>Dept Request</u>	2016 <u>Executive Recommendation</u>
2100 - Vehicles	-	54,358	64,000	69,550	67,000	67,000
2200 - Computer Equipment	7,000	-	-	7,800	-	-
2300 - Other Equipment	5,507	92,442	31,770	18,720	14,758	14,758
4000 - Supplies	26,425	27,628	34,550	57,838	32,450	32,450
4200 - Building Maint & Repair	40	1,521	4,275	4,471	3,450	3,450
4300 - Professional Services	12,983	13,185	6,850	6,850	6,850	6,850
4570 - Leases/Rental	8,504	7,242	10,704	10,704	11,508	11,508
4580 - Conference Expenses	18,042	16,331	14,325	14,325	13,200	13,200
4590 - Travel	7,555	6,300	4,250	4,250	4,250	4,250
4600 - Misc Contractual Expense	7,193	7,849	4,299	11,799	16,120	16,120
4670 - Communication Expenses	48,731	46,973	55,788	55,788	56,436	56,436
4690 - Maintenance	3,744	5,274	700	700	700	700
8010 - Social Security/FICA	-	203	-	-	-	-
Division Total	145,725	279,307	231,511	262,796	226,722	226,722

REVENUES

<u>Account</u>	2013 <u>Actual</u>	2014 <u>Actual</u>	2015 <u>Adopted Budget</u>	2015 <u>Amended Budget</u>	2016 <u>Dept Request</u>	2016 <u>Executive Recommendation</u>
3240 - Use of Money & Property	206,565	250,186	231,511	231,511	226,722	226,722
Division Total	206,565	250,186	231,511	231,511	226,722	226,722

Department Expense Total	18,617,022	21,280,545	21,094,224	21,184,069	20,941,582	20,635,004
Department Revenue Total	2,014,700	2,110,307	1,056,336	1,056,336	761,397	761,397

DEPARTMENT POSITION SUMMARY

<u>Title</u>	<u># of Positions</u>	<u>Total Salary</u>
CORRECTION CORPORAL	10	617,123
CORRECTION LIEUTENANT	6	459,639
CORRECTION OFFICER	130	7,236,293
CORRECTION SERGEANT	8	543,003
CORRECTION SUPERINTENDENT	1	87,216
JAIL COOK	1	41,094
RECORDS CLERK	1	43,313
STOCK CLERK	1	39,317
WARDEN	2	166,679
Total Benefited Positions	160	9,233,678

GENERAL FUND

Department 3155 Rehabilitation Services

Division 1880 Alternative Sentencing

EXPENSES

<u>Account</u>	<u>2013 Actual</u>	<u>2014 Actual</u>	<u>2015 Adopted Budget</u>	<u>2015 Amended Budget</u>	<u>2016 Executive Recommendation</u>
4600 - Misc Contractual Expense	276	-	-	-	-
Division Total	276	-	-	-	-

REVENUES

<u>Account</u>	<u>2013 Actual</u>	<u>2014 Actual</u>	<u>2015 Adopted Budget</u>	<u>2015 Amended Budget</u>	<u>2016 Executive Recommendation</u>
3200 - Intergovernmental Charges	27,875	11,150	-	-	-
3260 - Fines & Forfeitures	6,960	6,104	2,000	2,000	2,000
3300 - State Aid	20,738	51,628	38,250	38,250	38,250
Division Total	55,573	68,881	40,250	40,250	40,250

Division 1881 Work Release

EXPENSES

<u>Account</u>	<u>2013 Actual</u>	<u>2014 Actual</u>	<u>2015 Adopted Budget</u>	<u>2015 Amended Budget</u>	<u>2016 Executive Recommendation</u>
1300 - Regular Pay	94,633	89,460	102,857	102,857	99,776
1410 - Overtime Pay	-	3,200	-	-	-
2300 - Other Equipment	385	-	3,500	3,500	-
4000 - Supplies	4,283	7,776	12,900	12,900	11,000
4600 - Misc Contractual Expense	-	162	400	400	400
8000 - Retirement	-	17,664	20,424	20,424	17,263
8010 - Social Security/FICA	-	6,648	7,869	7,869	7,633
8020 - Health Insurance	-	37,593	41,383	41,383	42,852
Division Total	99,302	162,502	189,333	189,333	178,924
Department Expense Total	99,578	162,502	189,333	189,333	178,924
Department Revenue Total	55,573	68,881	40,250	40,250	40,250

DEPARTMENT POSITION SUMMARY

<u>Title</u>	<u># of Positions</u>	<u>Total Salary</u>
ALT SENTENCING CREW SUPERVISOR	3	99,776
Total Benefited Positions	3	99,776

GENERAL FUND

Department 3410 Fire Protection

Division 1940 Fire Coordinator

EXPENSES

<u>Account</u>	2013 Actual	2014 Actual	2015 Adopted Budget	2015 Amended Budget	2016 Executive Recommendation
1400 - Part Time Pay	39,862	36,471	42,597	42,597	45,111
1420 - Contractual Pays	4,000	3,000	4,000	4,000	4,000
2300 - Other Equipment	7,887	2,502	15,700	15,700	59,293
4000 - Supplies	1,896	1,749	5,280	5,280	5,800
4300 - Professional Services	-	-	2,000	12,500	2,000
4580 - Conference Expenses	89	-	300	300	300
4590 - Travel	4,104	2,811	4,500	4,500	4,500
4600 - Misc Contractual Expense	432	550	5,075	5,075	5,100
4690 - Maintenance	2,876	5,167	5,500	5,500	5,500
8000 - Retirement	-	7,973	-	-	-
8010 - Social Security/FICA	-	3,015	3,565	3,565	3,757
8020 - Health Insurance	-	1,091	-	-	-
Division Total	61,146	64,327	88,517	99,017	135,361
Department Expense Total	61,146	64,327	88,517	99,017	135,361

DEPARTMENT POSITION SUMMARY

<u>Title</u>	<u># of Positions</u>	<u>Total Salary</u>
Total Benefited Positions	-	-

GENERAL FUND

Department 3411 Arson Task Force

Division 1950 Arson Task Force

EXPENSES

<u>Account</u>	2013 Actual	2014 Actual	2015 Adopted Budget	2015 Amended Budget	2016 Executive Recommendation
1420 - Contractual Pays	20,438	19,018	26,750	26,750	26,750
2300 - Other Equipment	1,388	-	-	-	-
4000 - Supplies	2,525	2,142	16,950	17,888	14,300
4300 - Professional Services	1,089	596	5,000	5,000	4,000
4510 - Insurance	1,489	1,470	1,500	1,500	1,500
4580 - Conference Expenses	1,041	-	-	-	-
4590 - Travel	3,816	1,295	7,000	7,000	7,000
4600 - Misc Contractual Expense	1,150	1,000	1,760	1,760	2,260
4690 - Maintenance	501	586	1,000	1,000	1,000
8010 - Social Security/FICA	-	1,447	2,046	2,046	2,046
Division Total	33,436	27,554	62,006	62,944	58,856
Department Expense Total	33,436	27,554	62,006	62,944	58,856

DEPARTMENT POSITION SUMMARY

<u>Title</u>	<u># of Positions</u>	<u>Total Salary</u>
Total Benefited Positions	-	-

GENERAL FUND

Department 3620 Safety Inspection

Division 1965 Safety Inspection

EXPENSES

<u>Account</u>	2013 Actual	2014 Actual	2015 Adopted Budget	2015 Amended Budget	2016 Executive Recommendation
1300 - Regular Pay	199,747	185,609	203,948	203,948	214,676
1420 - Contractual Pays	26,100	36,100	36,000	36,000	36,000
2000 - Office Equipment	1,107	965	250	250	-
2300 - Other Equipment	-	-	1,000	1,000	1,250
4000 - Supplies	14,097	7,226	13,375	17,754	15,875
4300 - Professional Services	14,756	12,145	24,260	21,260	22,260
4570 - Leases/Rental	-	-	2,000	2,000	2,000
4580 - Conference Expenses	900	975	1,500	1,500	1,500
4600 - Misc Contractual Expense	8,766	5,450	9,900	9,965	9,900
4690 - Maintenance	1,172	1,878	1,000	935	500
8000 - Retirement	-	42,931	40,497	40,497	37,142
8010 - Social Security/FICA	-	16,533	18,348	18,348	19,177
8020 - Health Insurance	-	62,664	55,179	55,179	57,135
8060 - Employee Payments	375	375	375	375	375
Division Total	267,021	372,851	407,632	409,011	417,790

REVENUES

<u>Account</u>	2013 Actual	2014 Actual	2015 Adopted Budget	2015 Amended Budget	2016 Executive Recommendation
3120 - Departmental Income	4,972	3,798	6,500	6,500	6,500
Division Total	4,972	3,798	6,500	6,500	6,500

Department Expense Total	267,021	372,851	407,632	409,011	417,790
Department Revenue Total	4,972	3,798	6,500	6,500	6,500

DEPARTMENT POSITION SUMMARY

<u>Title</u>	<u># of Positions</u>	<u>Total Salary</u>
ADMINISTRATIVE AIDE	1	41,382
BLDG EXAMINER/SAFETY INSPECT	1	46,829
DEP SAFETY OFFICER	1	54,755
SAFETY OFFICER	1	71,710
Total Benefited Positions	4	214,676

GENERAL FUND

Department 3989 Other Public Safety

Division 1907 URGENT Forfeiture

EXPENSES

<u>Account</u>	2013 Actual	2014 Actual	2015 Adopted Budget	2015 Amended Budget	2016 Dept Request	2016 Executive Recommendation
2100 - Vehicles	-	145,299	-	-	-	-
2300 - Other Equipment	7,798	-	-	-	-	-
4000 - Supplies	2,834	-	37,683	37,683	30,000	30,000
4300 - Professional Services	29,000	-	-	-	-	-
4710 - Law Enforce Activities	14,000	-	-	-	-	-
Division Total	53,632	145,299	37,683	37,683	30,000	30,000

REVENUES

<u>Account</u>	2013 Actual	2014 Actual	2015 Adopted Budget	2015 Amended Budget	2016 Dept Request	2016 Executive Recommendation
3240 - Use of Money & Property	357	81	-	-	-	-
3260 - Fines & Forfeitures	3,491	6,779	-	-	40,000	40,000
3900 - Appropriated Reserves	-	-	140,000	140,000	-	-
Division Total	3,848	6,860	140,000	140,000	40,000	40,000

Division 1908 Drug Investigations

EXPENSES

<u>Account</u>	2013 Actual	2014 Actual	2015 Adopted Budget	2015 Amended Budget	2016 Dept Request	2016 Executive Recommendation
4000 - Supplies	2,178	-	37,101	37,101	29,201	29,201
4670 - Communication Expenses	350	-	-	-	-	-
Division Total	2,528	-	37,101	37,101	29,201	29,201

REVENUES

<u>Account</u>	2013 Actual	2014 Actual	2015 Adopted Budget	2015 Amended Budget	2016 Dept Request	2016 Executive Recommendation
3240 - Use of Money & Property	50	74	-	-	-	-
3260 - Fines & Forfeitures	21,216	12,196	-	-	-	-
Division Total	21,266	12,271	-	-	-	-

GENERAL FUND

Department 3989 Other Public Safety
 Division 1909 URGENT Investigations

EXPENSES

<u>Account</u>	2013 Actual	2014 Actual	2015 Adopted Budget	2015 Amended Budget	2016 Dept Request	2016 Executive Recommendation
1300 - Regular Pay	-	317,464	310,030	310,030	286,474	317,731
1400 - Part Time Pay	-	10,489	15,880	15,880	15,880	15,880
1410 - Overtime Pay	-	70,927	65,724	65,724	67,700	67,700
1420 - Contractual Pays	-	26,240	33,924	33,924	34,492	34,492
2100 - Vehicles	-	6,961	15,000	17,500	15,000	15,000
2200 - Computer Equipment	-	-	7,600	5,100	8,800	3,300
2300 - Other Equipment	-	9,029	12,012	43,112	35,950	35,950
4000 - Supplies	10,640	7,762	38,400	39,161	38,300	38,300
4510 - Insurance	2,794	-	-	-	-	-
4570 - Leases/Rental	-	1,230	2,000	2,000	4,200	4,200
4580 - Conference Expenses	-	-	3,000	3,000	11,140	11,140
4590 - Travel	-	277	-	-	-	-
4600 - Misc Contractual Expense	-	400	400	400	850	850
4670 - Communication Expenses	11,936	15,462	15,924	15,924	18,780	18,780
4690 - Maintenance	7,294	13,399	21,476	21,476	22,074	22,074
4710 - Law Enforce Activities	10,000	14,000	40,000	40,000	30,000	30,000
8000 - Retirement	-	80,660	61,561	61,561	61,561	49,564
8010 - Social Security/FICA	-	30,123	32,555	32,555	31,321	33,339
8020 - Health Insurance	-	61,175	68,974	68,974	68,974	57,135
8060 - Employee Payments	-	5,344	2,575	4,500	4,875	4,875
Division Total	42,664	670,942	747,035	780,821	756,371	760,310

REVENUES

<u>Account</u>	2013 Actual	2014 Actual	2015 Adopted Budget	2015 Amended Budget	2016 Dept Request	2016 Executive Recommendation
3120 - Departmental Income	2,113	13,308	1,500	1,500	1,500	1,500
3300 - State Aid	11,621	32,129	20,000	20,000	20,000	20,000
3400 - Federal Aid	-	21,839	-	-	40,000	40,000
Division Total	13,734	67,276	21,500	21,500	61,500	61,500

Department Expense Total	98,824	816,240	821,819	855,605	815,572	819,511
Department Revenue Total	38,848	86,407	161,500	161,500	101,500	101,500

GENERAL FUND

Department 3989 Other Public Safety

DEPARTMENT POSITION SUMMARY

<u>Title</u>	<u># of Positions</u>	<u>Total Salary</u>
CORRECTION OFFICER	1	59,529
DEP SHER DETECTIVE LIEUTENANT	1	104,233
DEP SHER DETECTIVE SERGEANT	1	80,534
DEP SHERIFF	1	73,435
Total Benefited Positions	<u>4</u>	<u>317,731</u>

GENERAL FUND

Department 4010 Public Health

Division 2200 Public Health Administration

EXPENSES

<u>Account</u>	2013 <u>Actual</u>	2014 <u>Actual</u>	2015 <u>Adopted Budget</u>	2015 <u>Amended Budget</u>	2016 <u>Executive Recommendation</u>
1300 - Regular Pay	532,103	536,733	553,824	550,328	711,253
1410 - Overtime Pay	698	2,593	-	3,496	-
1420 - Contractual Pays	-	1,250	1,500	1,500	9,500
4000 - Supplies	2,128	1,938	2,540	2,540	2,700
4580 - Conference Expenses	228	415	440	440	440
4590 - Travel	100	28	200	200	200
4600 - Misc Contractual Expense	5,051	5,567	16,580	16,580	26,773
4670 - Communication Expenses	4,567	4,620	4,620	4,620	5,250
4690 - Maintenance	558	547	1,500	1,500	1,350
4750 - Intra-County Charges	4,078	600	1,000	1,000	250
8000 - Retirement	-	571,952	612,031	612,031	570,196
8010 - Social Security/FICA	-	37,516	42,482	42,482	55,138
8020 - Health Insurance	-	793,784	731,114	731,114	785,613
Division Total	549,512	1,957,543	1,967,831	1,967,831	2,168,663

REVENUES

<u>Account</u>	2013 <u>Actual</u>	2014 <u>Actual</u>	2015 <u>Adopted Budget</u>	2015 <u>Amended Budget</u>	2016 <u>Executive Recommendation</u>
3120 - Departmental Income	1,287	-	-	-	-
3300 - State Aid	1,311,558	779,152	305,657	305,657	327,559
Division Total	1,312,845	779,152	305,657	305,657	327,559

GENERAL FUND

Department 4010 Public Health

Division 2201 Patient Services

EXPENSES

<u>Account</u>	2013 <u>Actual</u>	2014 <u>Actual</u>	2015 <u>Adopted Budget</u>	2015 <u>Amended Budget</u>	2016 <u>Executive Recommendation</u>
1300 - Regular Pay	822,663	850,924	921,325	921,325	980,142
1400 - Part Time Pay	12,372	26,887	30,781	30,781	-
1410 - Overtime Pay	36,175	11,831	2,625	2,625	2,625
1420 - Contractual Pays	41,323	42,428	43,517	43,517	44,952
4000 - Supplies	7,595	6,650	8,300	8,307	7,900
4300 - Professional Services	9,066	3,590	15,100	15,100	12,100
4570 - Leases/Rental	2,800	-	-	-	-
4580 - Conference Expenses	91	530	1,500	1,500	1,500
4590 - Travel	6,080	7,521	7,835	7,835	7,550
4600 - Misc Contractual Expense	2,870	3,102	4,371	4,371	4,153
4670 - Communication Expenses	16,974	12,553	16,429	12,813	14,834
4690 - Maintenance	3,716	2,358	4,200	4,200	4,200
4750 - Intra-County Charges	5,494	3,060	2,500	2,500	1,000
8010 - Social Security/FICA	-	69,182	76,366	76,366	78,621
8060 - Employee Payments	-	5,479	3,250	3,250	3,250
Division Total	967,219	1,046,096	1,138,099	1,134,490	1,162,827

REVENUES

<u>Account</u>	2013 <u>Actual</u>	2014 <u>Actual</u>	2015 <u>Adopted Budget</u>	2015 <u>Amended Budget</u>	2016 <u>Executive Recommendation</u>
3120 - Departmental Income	133,291	276	660	660	-
3300 - State Aid	-	221,248	557,410	557,410	485,533
3400 - Federal Aid	9,262	-	-	-	-
Division Total	142,552	221,523	558,070	558,070	485,533

GENERAL FUND

Department 4010 Public Health

Division 2203 TB Care

EXPENSES

<u>Account</u>	<u>2013 Actual</u>	<u>2014 Actual</u>	<u>2015 Adopted Budget</u>	<u>2015 Amended Budget</u>	<u>2016 Executive Recommendation</u>
1400 - Part Time Pay	975	510	3,621	3,621	3,767
4000 - Supplies	4,027	2,426	7,000	7,196	7,000
4300 - Professional Services	1,638	1,045	3,800	4,000	3,800
4570 - Leases/Rental	2,597	-	-	-	-
4600 - Misc Contractual Expense	55	21	100	100	100
4750 - Intra-County Charges	-	4	200	200	100
8010 - Social Security/FICA	-	39	277	277	288
Division Total	9,292	4,045	14,998	15,394	15,055

REVENUES

<u>Account</u>	<u>2013 Actual</u>	<u>2014 Actual</u>	<u>2015 Adopted Budget</u>	<u>2015 Amended Budget</u>	<u>2016 Executive Recommendation</u>
3120 - Departmental Income	490	287	440	440	220
3300 - State Aid	-	26,113	6,054	6,054	4,396
Division Total	490	26,400	6,494	6,494	4,616

Division 2204 Health Education

EXPENSES

<u>Account</u>	<u>2013 Actual</u>	<u>2014 Actual</u>	<u>2015 Adopted Budget</u>	<u>2015 Amended Budget</u>	<u>2016 Executive Recommendation</u>
1300 - Regular Pay	113,507	124,181	125,484	125,484	154,862
1410 - Overtime Pay	-	194	315	315	328
1420 - Contractual Pays	1,500	1,500	3,000	3,000	3,000
2300 - Other Equipment	4,040	-	-	-	-
4000 - Supplies	1,400	13,523	9,950	11,985	14,950
4300 - Professional Services	53,781	59,518	55,000	62,000	55,000
4580 - Conference Expenses	-	-	500	500	-
4590 - Travel	67	39	250	250	100
4600 - Misc Contractual Expense	353	759	125	125	125
4670 - Communication Expenses	1,019	1,121	1,100	1,100	1,125
4750 - Intra-County Charges	2,171	266	1,000	1,000	400
8010 - Social Security/FICA	-	9,633	9,853	9,853	12,102
Division Total	177,838	210,732	206,577	215,612	241,992

GENERAL FUND

Department 4010 Public Health

Division 2204 Health Education

REVENUES

<u>Account</u>	2013 <u>Actual</u>	2014 <u>Actual</u>	2015 <u>Adopted Budget</u>	2015 <u>Amended Budget</u>	2016 <u>Executive Recommendation</u>
3120 - Departmental Income	-	10,000	-	-	-
3300 - State Aid	5,000	128,875	103,280	103,280	93,190
Division Total	5,000	138,875	103,280	103,280	93,190

Division 2205 Disease Control

EXPENSES

<u>Account</u>	2013 <u>Actual</u>	2014 <u>Actual</u>	2015 <u>Adopted Budget</u>	2015 <u>Amended Budget</u>	2016 <u>Executive Recommendation</u>
4000 - Supplies	3,177	2,837	13,000	13,044	13,000
4600 - Misc Contractual Expense	-	7	-	15	15
4670 - Communication Expenses	-	-	-	3,366	3,366
4750 - Intra-County Charges	-	-	100	100	-
Division Total	3,177	2,844	13,100	16,525	16,381

REVENUES

<u>Account</u>	2013 <u>Actual</u>	2014 <u>Actual</u>	2015 <u>Adopted Budget</u>	2015 <u>Amended Budget</u>	2016 <u>Executive Recommendation</u>
3120 - Departmental Income	4,733	1,803	4,655	4,655	4,655
3300 - State Aid	-	205,957	4,434	4,434	3,475
Division Total	4,733	207,760	9,089	9,089	8,130

GENERAL FUND

Department 4010 Public Health
Division 2206 Lead Program

EXPENSES

<u>Account</u>	2013 <u>Actual</u>	2014 <u>Actual</u>	2015 <u>Adopted Budget</u>	2015 <u>Amended Budget</u>	2016 <u>Executive Recommendation</u>
4000 - Supplies	3,469	7,986	4,450	4,450	4,450
4300 - Professional Services	11,957	4,975	7,935	8,155	8,155
4580 - Conference Expenses	1,174	1,648	2,200	1,980	1,700
4590 - Travel	150	90	600	600	100
4600 - Misc Contractual Expense	701	1,079	900	900	900
4670 - Communication Expenses	-	300	300	300	-
4690 - Maintenance	2,880	2,880	2,900	2,900	2,880
4750 - Intra-County Charges	354	90	500	500	500
8010 - Social Security/FICA	-	1	-	-	-
Division Total	20,685	19,049	19,785	19,785	18,685

REVENUES

<u>Account</u>	2013 <u>Actual</u>	2014 <u>Actual</u>	2015 <u>Adopted Budget</u>	2015 <u>Amended Budget</u>	2016 <u>Executive Recommendation</u>
3300 - State Aid	51,418	50,618	54,845	54,845	54,845
3400 - Federal Aid	30,228	28,799	28,573	28,573	28,573
Division Total	81,646	79,418	83,418	83,418	83,418

Division 2207 Lead Prevention

EXPENSES

<u>Account</u>	2013 <u>Actual</u>	2014 <u>Actual</u>	2015 <u>Adopted Budget</u>	2015 <u>Amended Budget</u>	2016 <u>Executive Recommendation</u>
1300 - Regular Pay	50,645	47,438	55,409	55,409	57,515
1400 - Part Time Pay	4,991	4,931	5,061	5,061	5,268
1410 - Overtime Pay	1,098	660	2,505	2,505	1,329
4000 - Supplies	6,509	5,633	14,445	11,799	5,910
4300 - Professional Services	51,562	50,333	73,770	82,770	79,816
4580 - Conference Expenses	1,948	2,553	2,800	2,800	3,125
4590 - Travel	280	128	1,200	1,200	200
4600 - Misc Contractual Expense	3,337	3,635	5,700	5,994	4,100
4670 - Communication Expenses	516	250	720	720	560
4690 - Maintenance	2,880	2,993	2,900	2,962	2,880
4750 - Intra-County Charges	1,079	425	1,600	1,600	1,200
8010 - Social Security/FICA	-	3,768	4,818	4,818	4,905
Division Total	124,845	122,747	170,928	177,638	166,808

GENERAL FUND

Department 4010 Public Health

Division 2207 Lead Prevention

REVENUES

<u>Account</u>	2013 <u>Actual</u>	2014 <u>Actual</u>	2015 <u>Adopted Budget</u>	2015 <u>Amended Budget</u>	2016 <u>Executive Recommendation</u>
3120 - Departmental Income	680	(142)	-	-	-
3300 - State Aid	215,080	200,243	281,722	281,722	281,722
Division Total	215,760	200,101	281,722	281,722	281,722

Division 2208 STD Program

EXPENSES

<u>Account</u>	2013 <u>Actual</u>	2014 <u>Actual</u>	2015 <u>Adopted Budget</u>	2015 <u>Amended Budget</u>	2016 <u>Executive Recommendation</u>
1300 - Regular Pay	-	6,109	-	19,000	-
1400 - Part Time Pay	18,825	19,963	23,961	23,961	24,927
1410 - Overtime Pay	-	3,347	33,661	14,661	34,155
4000 - Supplies	2,969	5,398	5,100	5,205	5,100
4200 - Building Maint & Repair	-	-	-	2,014	1,770
4300 - Professional Services	4,210	4,344	7,088	7,088	10,088
4570 - Leases/Rental	-	-	-	12,252	12,507
4590 - Travel	-	-	1,165	1,165	1,450
4600 - Misc Contractual Expense	236	239	300	300	500
4670 - Communication Expenses	-	-	-	370	370
4750 - Intra-County Charges	186	142	300	300	300
8010 - Social Security/FICA	-	2,200	4,408	4,408	4,520
Division Total	26,427	41,742	75,983	90,724	95,687

REVENUES

<u>Account</u>	2013 <u>Actual</u>	2014 <u>Actual</u>	2015 <u>Adopted Budget</u>	2015 <u>Amended Budget</u>	2016 <u>Executive Recommendation</u>
3300 - State Aid	-	87,147	36,964	36,964	30,777
Division Total	-	87,147	36,964	36,964	30,777

GENERAL FUND

Department 4010 Public Health

Division 2210 IAP Grant

EXPENSES

<u>Account</u>	2013 <u>Actual</u>	2014 <u>Actual</u>	2015 <u>Adopted Budget</u>	2015 <u>Amended Budget</u>	2016 <u>Executive Recommendation</u>
2300 - Other Equipment	-	-	-	1,215	-
4000 - Supplies	3,371	3,051	8,565	9,862	6,515
4300 - Professional Services	17,306	15,940	18,300	18,300	12,000
4580 - Conference Expenses	-	-	630	630	2,148
4590 - Travel	-	14	790	790	200
4600 - Misc Contractual Expense	24	32	100	100	100
4670 - Communication Expenses	511	892	820	820	500
4690 - Maintenance	480	500	480	480	480
4750 - Intra-County Charges	2,381	782	2,185	2,185	1,400
Division Total	24,072	21,212	31,870	34,382	23,343

REVENUES

<u>Account</u>	2013 <u>Actual</u>	2014 <u>Actual</u>	2015 <u>Adopted Budget</u>	2015 <u>Amended Budget</u>	2016 <u>Executive Recommendation</u>
3300 - State Aid	68,524	57,879	33,780	33,780	64,785
3400 - Federal Aid	27,989	23,641	64,785	64,785	33,780
Division Total	96,512	81,519	98,565	98,565	98,565

Division 2211 ICHAP Grant

EXPENSES

<u>Account</u>	2013 <u>Actual</u>	2014 <u>Actual</u>	2015 <u>Adopted Budget</u>	2015 <u>Amended Budget</u>	2016 <u>Executive Recommendation</u>
4000 - Supplies	58	522	-	275	225
4300 - Professional Services	-	10	-	-	50
4580 - Conference Expenses	150	-	225	-	-
4590 - Travel	-	-	250	250	-
4600 - Misc Contractual Expense	137	149	200	200	152
4750 - Intra-County Charges	22	16	150	100	150
Division Total	367	697	825	825	577

GENERAL FUND

Department 4010 Public Health
Division 2211 ICHAP Grant

REVENUES

<u>Account</u>	2013 <u>Actual</u>	2014 <u>Actual</u>	2015 <u>Adopted Budget</u>	2015 <u>Amended Budget</u>	2016 <u>Executive Recommendation</u>
3600 - Intra-fund Revenues	20,631	34,934	30,000	30,000	29,000
Division Total	20,631	34,934	30,000	30,000	29,000

Division 2212 PHC

EXPENSES

<u>Account</u>	2013 <u>Actual</u>	2014 <u>Actual</u>	2015 <u>Adopted Budget</u>	2015 <u>Amended Budget</u>	2016 <u>Executive Recommendation</u>
1300 - Regular Pay	42,554	43,477	44,286	44,286	45,380
1410 - Overtime Pay	122	-	215	215	283
4000 - Supplies	-	1,192	400	400	263
4300 - Professional Services	3,530	-	5,015	5,015	4,000
4580 - Conference Expenses	331	265	400	400	300
4590 - Travel	142	11	100	100	130
4600 - Misc Contractual Expense	120	32	200	200	170
4670 - Communication Expenses	-	200	200	200	350
4750 - Intra-County Charges	81	38	100	100	50
8010 - Social Security/FICA	-	3,257	3,404	3,404	3,493
Division Total	46,879	48,471	54,320	54,320	54,419

REVENUES

<u>Account</u>	2013 <u>Actual</u>	2014 <u>Actual</u>	2015 <u>Adopted Budget</u>	2015 <u>Amended Budget</u>	2016 <u>Executive Recommendation</u>
3300 - State Aid	-	245,167	12,724	12,724	22,073
3400 - Federal Aid	28,503	29,617	26,679	26,679	27,398
Division Total	28,503	274,784	39,403	39,403	49,471

GENERAL FUND

Department 4010 Public Health

Division 2213 Special Grants

EXPENSES

<u>Account</u>	2013 <u>Actual</u>	2014 <u>Actual</u>	2015 <u>Adopted Budget</u>	2015 <u>Amended Budget</u>	2016 <u>Executive Recommendation</u>
4000 - Supplies	2,327	2,327	2,330	2,330	2,330
4300 - Professional Services	950	-	-	-	-
4600 - Misc Contractual Expense	-	3	-	-	-
4750 - Intra-County Charges	355	683	-	-	-
Division Total	3,632	3,013	2,330	2,330	2,330

REVENUES

<u>Account</u>	2013 <u>Actual</u>	2014 <u>Actual</u>	2015 <u>Adopted Budget</u>	2015 <u>Amended Budget</u>	2016 <u>Executive Recommendation</u>
3120 - Departmental Income	19,394	11,249	7,000	7,000	7,000
Division Total	19,394	11,249	7,000	7,000	7,000

Division 2214 Water Programs

EXPENSES

<u>Account</u>	2013 <u>Actual</u>	2014 <u>Actual</u>	2015 <u>Adopted Budget</u>	2015 <u>Amended Budget</u>	2016 <u>Executive Recommendation</u>
1300 - Regular Pay	126,614	148,376	194,465	194,465	174,477
1410 - Overtime Pay	-	-	-	221	-
4000 - Supplies	4,985	4,566	6,300	6,300	5,000
4590 - Travel	-	142	100	100	100
4600 - Misc Contractual Expense	80	114	100	100	100
4670 - Communication Expenses	1,215	1,152	1,400	1,400	1,400
4690 - Maintenance	2,694	1,530	3,500	3,500	2,700
4750 - Intra-County Charges	916	59	1,000	1,000	100
8010 - Social Security/FICA	-	10,970	14,877	14,877	13,347
Division Total	136,504	166,910	221,742	221,963	197,224

GENERAL FUND

Department 4010 Public Health

Division 2214 Water Programs

REVENUES

<u>Account</u>	2013 <u>Actual</u>	2014 <u>Actual</u>	2015 <u>Adopted Budget</u>	2015 <u>Amended Budget</u>	2016 <u>Executive Recommendation</u>
3300 - State Aid	194,470	5,540	208,329	208,329	204,605
Division Total	194,470	5,540	208,329	208,329	204,605

Division 2215 Environmental Health Services

EXPENSES

<u>Account</u>	2013 <u>Actual</u>	2014 <u>Actual</u>	2015 <u>Adopted Budget</u>	2015 <u>Amended Budget</u>	2016 <u>Executive Recommendation</u>
1300 - Regular Pay	910,215	935,302	1,027,137	1,012,137	1,041,074
1400 - Part Time Pay	43,643	39,798	47,988	47,988	47,412
1410 - Overtime Pay	12,465	14,066	20,250	20,029	20,532
1420 - Contractual Pays	-	2,207	3,500	3,500	3,500
4000 - Supplies	11,192	10,827	14,500	14,500	14,100
4300 - Professional Services	23,355	16,135	23,000	38,000	88,000
4580 - Conference Expenses	10	-	500	500	100
4590 - Travel	3,230	1,951	3,500	3,500	3,500
4600 - Misc Contractual Expense	13,199	15,224	13,750	13,750	16,057
4670 - Communication Expenses	11,195	12,607	13,000	12,508	13,000
4690 - Maintenance	4,235	2,581	6,000	6,000	5,000
4750 - Intra-County Charges	10,212	9,791	11,000	11,000	500
8010 - Social Security/FICA	-	73,992	84,064	84,064	85,108
Division Total	1,042,949	1,134,482	1,268,189	1,267,476	1,337,883

REVENUES

<u>Account</u>	2013 <u>Actual</u>	2014 <u>Actual</u>	2015 <u>Adopted Budget</u>	2015 <u>Amended Budget</u>	2016 <u>Executive Recommendation</u>
3120 - Departmental Income	450,249	445,512	565,000	565,000	450,000
3300 - State Aid	-	181,272	325,041	325,041	371,136
Division Total	450,249	626,784	890,041	890,041	821,136

GENERAL FUND

Department 4010 Public Health
Division 2216 Rabies Program

EXPENSES

<u>Account</u>	<u>2013 Actual</u>	<u>2014 Actual</u>	<u>2015 Adopted Budget</u>	<u>2015 Amended Budget</u>	<u>2016 Executive Recommendation</u>
2300 - Other Equipment	-	446	-	-	-
4000 - Supplies	-	-	-	28	-
4300 - Professional Services	34,294	37,632	69,060	121,743	65,310
4590 - Travel	113	133	250	222	250
4600 - Misc Contractual Expense	267	296	300	300	300
4670 - Communication Expenses	-	-	-	492	-
Division Total	<u>34,673</u>	<u>38,506</u>	<u>69,610</u>	<u>122,785</u>	<u>65,860</u>

REVENUES

<u>Account</u>	<u>2013 Actual</u>	<u>2014 Actual</u>	<u>2015 Adopted Budget</u>	<u>2015 Amended Budget</u>	<u>2016 Executive Recommendation</u>
3300 - State Aid	26,797	55,925	55,574	55,574	47,706
Division Total	<u>26,797</u>	<u>55,925</u>	<u>55,574</u>	<u>55,574</u>	<u>47,706</u>

Division 2217 Lyme Disease Grant

EXPENSES

<u>Account</u>	<u>2013 Actual</u>	<u>2014 Actual</u>	<u>2015 Adopted Budget</u>	<u>2015 Amended Budget</u>	<u>2016 Executive Recommendation</u>
4600 - Misc Contractual Expense	61	5	-	-	-
Division Total	<u>61</u>	<u>5</u>	<u>-</u>	<u>-</u>	<u>-</u>

GENERAL FUND

Department 4010 Public Health
 Division 2218 Environmental Grants

EXPENSES

<u>Account</u>	<u>2013 Actual</u>	<u>2014 Actual</u>	<u>2015 Adopted Budget</u>	<u>2015 Amended Budget</u>	<u>2016 Executive Recommendation</u>
1400 - Part Time Pay	894	1,396	4,959	4,959	5,058
4000 - Supplies	2,518	2,521	2,700	2,700	2,800
4300 - Professional Services	8,984	-	5,963	5,963	5,700
4590 - Travel	-	123	-	-	500
4600 - Misc Contractual Expense	8	29	100	100	100
4690 - Maintenance	-	-	-	-	-
4750 - Intra-County Charges	125	10	120	120	150
8010 - Social Security/FICA	-	107	379	379	387
Division Total	12,529	4,185	14,221	14,221	14,695

REVENUES

<u>Account</u>	<u>2013 Actual</u>	<u>2014 Actual</u>	<u>2015 Adopted Budget</u>	<u>2015 Amended Budget</u>	<u>2016 Executive Recommendation</u>
3200 - Intergovernmental Charges	16,694	9,625	14,000	14,000	12,360
3300 - State Aid	49,344	27,789	62,222	62,222	63,607
Division Total	66,038	37,414	76,222	76,222	75,967

Division 2219 Health Clinic

EXPENSES

<u>Account</u>	<u>2013 Actual</u>	<u>2014 Actual</u>	<u>2015 Adopted Budget</u>	<u>2015 Amended Budget</u>	<u>2016 Executive Recommendation</u>
4000 - Supplies	-	-	50	-	-
4200 - Building Maint & Repair	1,646	1,646	2,014	-	-
4570 - Leases/Rental	11,996	12,039	12,252	-	-
4670 - Communication Expenses	98	74	120	-	-
Division Total	13,741	13,759	14,436	-	-

GENERAL FUND

Department 4010 Public Health
Division 2219 Health Clinic

REVENUES

<u>Account</u>	<u>2013 Actual</u>	<u>2014 Actual</u>	<u>2015 Adopted Budget</u>	<u>2015 Amended Budget</u>	<u>2016 Executive Recommendation</u>
3300 - State Aid	-	8,615	7,579	7,579	-
Division Total	-	8,615	7,579	7,579	-

Division 2220 Public Health Preparedness

EXPENSES

<u>Account</u>	<u>2013 Actual</u>	<u>2014 Actual</u>	<u>2015 Adopted Budget</u>	<u>2015 Amended Budget</u>	<u>2016 Executive Recommendation</u>
1300 - Regular Pay	98,039	124,186	127,756	127,756	130,951
1410 - Overtime Pay	-	-	1,114	1,114	-
1420 - Contractual Pays	1,000	-	-	-	-
2200 - Computer Equipment	1,070	-	-	-	-
4000 - Supplies	4,600	418	650	650	647
4300 - Professional Services	11,303	-	-	-	-
4580 - Conference Expenses	662	78	500	500	300
4590 - Travel	403	295	500	500	500
4600 - Misc Contractual Expense	791	1,008	972	972	1,020
4670 - Communication Expenses	4,818	4,212	3,825	3,825	4,833
4750 - Intra-County Charges	127	-	-	-	-
8010 - Social Security/FICA	-	9,336	9,859	9,859	10,018
8060 - Employee Payments	-	375	-	-	-
Division Total	122,813	139,909	145,176	145,176	148,269

REVENUES

<u>Account</u>	<u>2013 Actual</u>	<u>2014 Actual</u>	<u>2015 Adopted Budget</u>	<u>2015 Amended Budget</u>	<u>2016 Executive Recommendation</u>
3400 - Federal Aid	170,709	183,444	151,779	151,779	171,722
Division Total	170,709	183,444	151,779	151,779	171,722

Department Expense Total	3,317,215	4,975,946	5,430,020	5,501,477	5,730,698
Department Revenue Total	2,836,330	3,060,584	2,949,186	2,949,186	2,820,117

GENERAL FUND

Department 4010 Public Health

DEPARTMENT POSITION SUMMARY

Title	<u># of Positions</u>	<u>Total Salary</u>
ACCOUNTANT	1	48,593
AST DIR OF PATIENT SERVICES	1	80,187
AST PUBLIC HEALTH ENGINEER	2	146,677
COMMISSIONER OF HEALTH	1	159,205
COORD PHYSICAL HANDCPPD CHLDRN	1	45,380
DATABASE CLERK/TYPIST	2	67,897
DEP DIR AD	1	77,000
DIR COMM HEALTH RELATIONS	1	66,691
DIR ENVIRONMENTAL SVRCS	1	98,679
DIR PATIENT SERVICES	1	89,834
ENVIRONMENTAL HEALTH MANAGER	3	216,063
EVL ANL II	1	56,078
FISCAL OFFICER	1	71,262
JUNIOR ACCOUNTANT	1	50,992
MED BIL CD	1	68,862
PRINCIPAL TRANS TYPIST (HEALTH	1	46,808
PUBLIC HEALTH EDUCATION COORD	3	178,217
PUBLIC HEALTH NURSE	6	349,306
PUBLIC HEALTH SANITARIAN	5	280,753
PUBLIC HEALTH TECHNICIAN	1	39,699
RECEPTIONIST	1	34,053
REGISTERED NURSE (HEALTH DEPT)	3	165,992
SEC COMMISSIONER HEALTH	1	69,278
SR ACCOUNT CLERK/TYPIST	2	75,930
SR PH ENG	1	78,123
SR PUBLIC HEALTH SANITARIAN	4	246,207
SR TYPIST	4	152,215
SUPV PUBLIC HEALTH NURSE	3	208,782
TYPIST	1	26,893
 Total Benefited Positions	 <u>55</u>	 <u>3,295,653</u>

GENERAL FUND

Department 4082 WIC Program

Division 2250 WIC Program

EXPENSES

<u>Account</u>	<u>2013 Actual</u>	<u>2014 Actual</u>	<u>2015 Adopted Budget</u>	<u>2015 Amended Budget</u>	<u>2016 Executive Recommendation</u>
1300 - Regular Pay	378,347	363,123	443,888	443,888	460,969
1400 - Part Time Pay	8,292	8,950	15,065	15,065	15,368
1410 - Overtime Pay	786	76	1,115	1,115	1,199
2000 - Office Equipment	586	-	-	-	-
4000 - Supplies	13,089	14,636	10,700	11,096	11,616
4200 - Building Maint & Repair	3,058	3,058	4,855	4,855	3,287
4510 - Insurance	2,405	3,302	3,013	3,013	3,500
4570 - Leases/Rental	26,354	27,083	27,553	27,553	28,027
4580 - Conference Expenses	1,388	2,487	4,000	4,000	3,000
4590 - Travel	2,375	1,564	2,500	2,500	2,180
4600 - Misc Contractual Expense	1,661	1,189	2,100	2,100	2,100
4670 - Communication Expenses	4,652	4,964	4,680	4,680	6,200
4690 - Maintenance	1,804	1,873	1,960	1,960	1,960
4750 - Intra-County Charges	1,555	809	1,500	1,500	1,200
8000 - Retirement	-	69,347	88,141	88,141	79,754
8010 - Social Security/FICA	-	27,995	35,195	35,195	36,531
8020 - Health Insurance	-	128,690	137,946	137,946	142,839
Division Total	446,351	659,147	784,211	784,607	799,730

REVENUES

<u>Account</u>	<u>2013 Actual</u>	<u>2014 Actual</u>	<u>2015 Adopted Budget</u>	<u>2015 Amended Budget</u>	<u>2016 Executive Recommendation</u>
3400 - Federal Aid	674,785	630,675	724,900	724,900	741,427
Division Total	674,785	630,675	724,900	724,900	741,427

Department Expense Total	446,351	659,147	784,211	784,607	799,730
Department Revenue Total	674,785	630,675	724,900	724,900	741,427

DEPARTMENT POSITION SUMMARY

<u>Title</u>	<u># of Positions</u>	<u>Total Salary</u>
ADMINISTRATIVE AIDE	1	42,063
CLERK	4	144,726
REGISTERED NURSE (HEALTH DEPT)	2	109,413
SR WIC PRGM NUTRITIONIST	2	100,730
WIC PROGRAM COORDINATOR	1	64,036
Total Benefited Positions	10	460,969

GENERAL FUND

Department 4230 Narcotics Addiction Ctrl Service
 Division 2270 Contracted OASAS Services

EXPENSES

<u>Account</u>	<u>2013 Actual</u>	<u>2014 Actual</u>	<u>2015 Adopted Budget</u>	<u>2015 Amended Budget</u>	<u>2016 Executive Recommendation</u>
4600 - Misc Contractual Expense	803,515	1,076,134	969,573	1,015,294	1,227,062
Division Total	803,515	1,076,134	969,573	1,015,294	1,227,062

REVENUES

<u>Account</u>	<u>2013 Actual</u>	<u>2014 Actual</u>	<u>2015 Adopted Budget</u>	<u>2015 Amended Budget</u>	<u>2016 Executive Recommendation</u>
3300 - State Aid	158,936	158,936	158,936	158,936	165,428
3400 - Federal Aid	763,566	674,561	700,997	700,997	726,994
Division Total	922,502	833,497	859,933	859,933	892,422

Department Expense Total	803,515	1,076,134	969,573	1,015,294	1,227,062
Department Revenue Total	922,502	833,497	859,933	859,933	892,422

GENERAL FUND

Department 4310 Mental Health Administration

Division 2290 Mental Health Administration

EXPENSES

<u>Account</u>	2013 <u>Actual</u>	2014 <u>Actual</u>	2015 <u>Adopted Budget</u>	2015 <u>Amended Budget</u>	2016 <u>Executive Recommendation</u>
1300 - Regular Pay	960,160	1,076,553	1,137,599	1,137,599	933,945
1420 - Contractual Pays	62,751	22,752	29,379	29,379	19,955
4000 - Supplies	102	3,053	8,500	8,500	4,500
4300 - Professional Services	21,242	37,361	68,858	72,916	77,500
4580 - Conference Expenses	524	40	800	800	800
4590 - Travel	571	156	500	500	500
4600 - Misc Contractual Expense	6,048	6,718	8,030	8,030	6,202
4690 - Maintenance	-	97	-	-	-
8000 - Retirement	-	501,761	207,006	207,006	148,246
8010 - Social Security/FICA	-	82,265	89,274	89,274	72,974
8020 - Health Insurance	-	619,305	469,017	469,017	414,232
Division Total	1,051,397	2,350,059	2,018,963	2,023,021	1,678,854

REVENUES

<u>Account</u>	2013 <u>Actual</u>	2014 <u>Actual</u>	2015 <u>Adopted Budget</u>	2015 <u>Amended Budget</u>	2016 <u>Executive Recommendation</u>
3120 - Departmental Income	9,529	9,352	12,692	12,692	13,436
3300 - State Aid	281,602	414,810	429,610	429,610	429,610
3400 - Federal Aid	12,274	100,809	175,289	175,289	199,141
3600 - Intra-fund Revenues	-	3,107	-	-	-
Division Total	303,405	528,078	617,591	617,591	642,187

Division 2291 Mental Health Admin & Overhead

EXPENSES

<u>Account</u>	2013 <u>Actual</u>	2014 <u>Actual</u>	2015 <u>Adopted Budget</u>	2015 <u>Amended Budget</u>	2016 <u>Executive Recommendation</u>
1300 - Regular Pay	493,380	-	-	-	-
4000 - Supplies	8,044	-	-	-	-
4590 - Travel	314	-	-	-	-
4600 - Misc Contractual Expense	1,655	150	-	-	-
4690 - Maintenance	214	-	-	-	-
Division Total	503,607	150	-	-	-

GENERAL FUND

Department 4310 Mental Health Administration
 Division 2291 Mental Health Admin & Overhead

REVENUES

<u>Account</u>	2013 <u>Actual</u>	2014 <u>Actual</u>	2015 <u>Adopted Budget</u>	2015 <u>Amended Budget</u>	2016 <u>Executive Recommendation</u>
3300 - State Aid	342	-	-	-	-
Division Total	342	-	-	-	-
Department Expense Total	1,555,003	2,350,209	2,018,963	2,023,021	1,678,854
Department Revenue Total	303,747	528,078	617,591	617,591	642,187

DEPARTMENT POSITION SUMMARY

<u>Title</u>	<u># of Positions</u>	<u>Total Salary</u>
ADMINISTRATIVE ASSISTANT	1	54,351
ADMINISTRATIVE ASSISTANT/TYP	1	57,441
CASE MANAGER	1	57,624
DEP COMM OF MENTAL HEALTH	1	102,667
FISCAL OFF	1	57,496
LGU PRG SU	1	79,073
MENTAL HEALTH SPEC PROG SUPV	1	94,879
MH SPEC CLIN SUPV	1	77,556
MH SYS SPEC ADULT SRVS	1	76,740
MH SYS SPEC CHILD SRVS	1	73,254
PR ACC CLK	1	37,693
STANDARD COMPLAINCE COORD	1	88,072
Total Benefited Positions	12	856,845

GENERAL FUND

Department 4320 Mental Health Programs

Division 2298 Emergency Psych Services

EXPENSES

<u>Account</u>	<u>2013 Actual</u>	<u>2014 Actual</u>	<u>2015 Adopted Budget</u>	<u>2015 Amended Budget</u>	<u>2016 Executive Recommendation</u>
4600 - Misc Contractual Expense	3,424	4,464	12,000	16,364	12,000
Division Total	3,424	4,464	12,000	16,364	12,000

Division 2299 Kingston Clinic

EXPENSES

<u>Account</u>	<u>2013 Actual</u>	<u>2014 Actual</u>	<u>2015 Adopted Budget</u>	<u>2015 Amended Budget</u>	<u>2016 Executive Recommendation</u>
1300 - Regular Pay	1,269,268	1,276,025	1,225,567	1,293,763	1,256,885
1400 - Part Time Pay	2,139	66,986	68,196	-	-
1420 - Contractual Pays	90,994	6,500	6,500	6,500	8,000
4000 - Supplies	1,213	-	-	-	-
4300 - Professional Services	102,765	3,261	5,000	5,000	5,000
4590 - Travel	115	2	-	-	-
4600 - Misc Contractual Expense	1,376	157	400	400	252
8000 - Retirement	-	-	330,746	330,746	248,451
8010 - Social Security/FICA	-	88,760	99,470	99,470	96,764
Division Total	1,467,871	1,441,691	1,735,879	1,735,879	1,615,352

REVENUES

<u>Account</u>	<u>2013 Actual</u>	<u>2014 Actual</u>	<u>2015 Adopted Budget</u>	<u>2015 Amended Budget</u>	<u>2016 Executive Recommendation</u>
3120 - Departmental Income	1,638,712	122,159	-	-	-
3300 - State Aid	127,032	-	-	-	-
3400 - Federal Aid	103,065	-	-	-	-
Division Total	1,868,809	122,159	-	-	-

GENERAL FUND

Department 4320 Mental Health Programs
 Division 2300 Assisted Out-Patient Treatment

EXPENSES

<u>Account</u>	2013 <u>Actual</u>	2014 <u>Actual</u>	2015 <u>Adopted Budget</u>	2015 <u>Amended Budget</u>	2016 <u>Executive Recommendation</u>
1300 - Regular Pay	114,970	117,753	120,547	120,547	123,067
8010 - Social Security/FICA	-	8,128	9,222	9,222	9,415
Division Total	114,970	125,881	129,769	129,769	132,482

Division 2302 Ellenville Clinic

EXPENSES

<u>Account</u>	2013 <u>Actual</u>	2014 <u>Actual</u>	2015 <u>Adopted Budget</u>	2015 <u>Amended Budget</u>	2016 <u>Executive Recommendation</u>
1300 - Regular Pay	113,911	-	-	-	-
1400 - Part Time Pay	13,597	-	-	-	-
4000 - Supplies	230	-	-	-	-
4300 - Professional Services	155	-	-	-	-
4600 - Misc Contractual Expense	1	-	-	-	-
Division Total	127,894	-	-	-	-

REVENUES

<u>Account</u>	2013 <u>Actual</u>	2014 <u>Actual</u>	2015 <u>Adopted Budget</u>	2015 <u>Amended Budget</u>	2016 <u>Executive Recommendation</u>
3120 - Departmental Income	242,179	(356)	-	-	-
Division Total	242,179	(356)	-	-	-

GENERAL FUND

Department 4320 Mental Health Programs
 Division 2203 New Paltz/Highland Clinic

EXPENSES

<u>Account</u>	<u>2013 Actual</u>	<u>2014 Actual</u>	<u>2015 Adopted Budget</u>	<u>2015 Amended Budget</u>	<u>2016 Executive Recommendation</u>
1300 - Regular Pay	233,225	-	-	-	-
1400 - Part Time Pay	11,505	-	-	-	-
4000 - Supplies	591	-	-	-	-
4300 - Professional Services	138	-	-	-	-
4590 - Travel	140	-	-	-	-
4600 - Misc Contractual Expense	164	6	-	-	-
Division Total	245,763	6	-	-	-

REVENUES

<u>Account</u>	<u>2013 Actual</u>	<u>2014 Actual</u>	<u>2015 Adopted Budget</u>	<u>2015 Amended Budget</u>	<u>2016 Executive Recommendation</u>
3120 - Departmental Income	470,064	(1,184)	-	-	-
Division Total	470,064	(1,184)	-	-	-

Division 2304 Family Court Evaluations

EXPENSES

<u>Account</u>	<u>2013 Actual</u>	<u>2014 Actual</u>	<u>2015 Adopted Budget</u>	<u>2015 Amended Budget</u>	<u>2016 Executive Recommendation</u>
1300 - Regular Pay	36,523	37,550	38,504	38,504	39,517
4000 - Supplies	2,300	1,563	3,075	3,075	2,500
4300 - Professional Services	19,287	16,779	41,395	41,470	40,875
4600 - Misc Contractual Expense	12,089	89	200	200	100
8010 - Social Security/FICA	-	2,824	2,946	2,946	3,024
Division Total	70,199	58,803	86,120	86,195	86,016

REVENUES

<u>Account</u>	<u>2013 Actual</u>	<u>2014 Actual</u>	<u>2015 Adopted Budget</u>	<u>2015 Amended Budget</u>	<u>2016 Executive Recommendation</u>
3120 - Departmental Income	3,890	9,738	11,550	11,550	11,250
Division Total	3,890	9,738	11,550	11,550	11,250

GENERAL FUND

Department 4320 Mental Health Programs

Department Expense Total	2,030,120	1,630,845	1,963,768	1,968,207	1,845,850
Department Revenue Total	2,584,943	130,356	11,550	11,550	11,250

DEPARTMENT POSITION SUMMARY

<u>Title</u>	<u># of Positions</u>	<u>Total Salary</u>
MENTAL HEALTH SPEC CLIN SUPV	2	150,630
MENTAL HEALTH SPEC UNIT LEADER	2	186,354
MENTAL HEALTH SPECIALIST	7	452,956
PSYCHIATRIC NURSE PRACTITIONER	1	99,885
PSYCHOLOGIST III	1	56,057
SR MENTAL HEALTH NURSE	1	56,692
STAFF PSYCHIATRIST	2	207,433
SUPV PSYCHIATRIST	1	226,005
 Total Benefited Positions	 <u>17</u>	 <u>1,436,012</u>

GENERAL FUND

Department 4322 Contracted Mental Health Service
 Division 2320 Contracted OMH & OMRDD Services

EXPENSES

<u>Account</u>	<u>2013 Actual</u>	<u>2014 Actual</u>	<u>2015 Adopted Budget</u>	<u>2015 Amended Budget</u>	<u>2016 Executive Recommendation</u>
4600 - Misc Contractual Expense	6,437,967	6,613,590	7,055,163	8,158,756	7,269,355
Division Total	6,437,967	6,613,590	7,055,163	8,158,756	7,269,355

REVENUES

<u>Account</u>	<u>2013 Actual</u>	<u>2014 Actual</u>	<u>2015 Adopted Budget</u>	<u>2015 Amended Budget</u>	<u>2016 Executive Recommendation</u>
3280 - Misc Local Sources	70,580	-	-	-	-
3300 - State Aid	5,761,277	5,972,984	6,208,529	6,583,529	6,308,604
Division Total	5,831,857	5,972,984	6,208,529	6,583,529	6,308,604

Department Expense Total	6,437,967	6,613,590	7,055,163	8,158,756	7,269,355
Department Revenue Total	5,831,857	5,972,984	6,208,529	6,583,529	6,308,604

GENERAL FUND

Department 4390 Psychiatric Exp Criminal Actions
Division 2355 Criminal Court Order

EXPENSES

<u>Account</u>	<u>2013 Actual</u>	<u>2014 Actual</u>	<u>2015 Adopted Budget</u>	<u>2015 Amended Budget</u>	<u>2016 Executive Recommendation</u>
4300 - Professional Services	154,108	245,383	300,000	311,848	300,000
Division Total	<u>154,108</u>	<u>245,383</u>	<u>300,000</u>	<u>311,848</u>	<u>300,000</u>
Department Expense Total	154,108	245,383	300,000	311,848	300,000

GENERAL FUND

Department 5630 Bus Operations
 Division 5901 UCAT

EXPENSES

<u>Account</u>	2013 Actual	2014 Actual	2015 Adopted Budget	2015 Amended Budget	2016 Executive Recommendation
1300 - Regular Pay	1,937,524	1,998,694	2,124,030	2,123,614	2,233,915
1400 - Part Time Pay	294,025	313,025	241,850	241,850	299,852
1410 - Overtime Pay	49,457	60,429	57,100	56,850	60,000
1420 - Contractual Pays	63,870	68,476	67,200	67,200	67,500
2000 - Office Equipment	-	1,799	900	900	2,400
2100 - Vehicles	739,583	364,792	1,100,000	1,062,400	1,024,000
2200 - Computer Equipment	-	13,972	13,000	20,600	13,000
2300 - Other Equipment	9,482	7,132	48,000	48,000	20,500
4000 - Supplies	770,311	747,960	801,500	805,537	736,500
4200 - Building Maint & Repair	11,170	9,076	15,650	24,942	8,650
4300 - Professional Services	14,869	16,637	23,000	23,770	23,000
4510 - Insurance	117,640	39,241	115,000	115,000	40,000
4570 - Leases/Rental	237	237	350	350	350
4580 - Conference Expenses	5,074	8,499	6,500	6,500	6,500
4590 - Travel	14,815	15,363	15,000	15,000	17,500
4600 - Misc Contractual Expense	180,183	139,285	201,575	197,700	152,200
4670 - Communication Expenses	21,813	22,003	24,000	24,000	24,000
4690 - Maintenance	58,965	100,367	115,000	145,000	92,500
8000 - Retirement	-	482,459	439,575	439,575	401,158
8010 - Social Security/FICA	-	179,398	190,499	190,499	203,587
8020 - Health Insurance	-	560,385	648,347	648,347	714,193
8060 - Employee Payments	750	750	-	875	875
Division Total	4,289,768	5,149,980	6,248,076	6,258,509	6,142,180

REVENUES

<u>Account</u>	2013 Actual	2014 Actual	2015 Adopted Budget	2015 Amended Budget	2016 Executive Recommendation
3120 - Departmental Income	426,311	449,123	433,500	437,250	452,000
3200 - Intergovernmental Charges	-	-	-	-	25,000
3270 - Sale of Property	9,000	1,825	5,000	5,000	6,500
3280 - Misc Local Sources	-	2,590	10,000	10,000	1,500
3300 - State Aid	1,800,374	1,715,398	1,870,090	1,870,090	1,805,092
3400 - Federal Aid	1,618,003	1,478,470	2,085,222	2,085,222	2,146,400
3600 - Intra-fund Revenues	75,270	93,027	75,000	75,000	75,000
Division Total	3,928,958	3,740,433	4,478,812	4,482,562	4,511,492

GENERAL FUND

Department 5630 Bus Operations

Division 5902 Bus Operations

EXPENSES

<u>Account</u>	2013 <u>Actual</u>	2014 <u>Actual</u>	2015 <u>Adopted Budget</u>	2015 <u>Amended Budget</u>	2016 <u>Executive Recommendation</u>
4600 - Misc Contractual Expense	1,313,104	966,733	1,335,000	1,335,000	1,234,302
Division Total	1,313,104	966,733	1,335,000	1,335,000	1,234,302

REVENUES

<u>Account</u>	2013 <u>Actual</u>	2014 <u>Actual</u>	2015 <u>Adopted Budget</u>	2015 <u>Amended Budget</u>	2016 <u>Executive Recommendation</u>
3300 - State Aid	1,306,204	1,001,054	1,335,000	1,335,000	1,234,302
Division Total	1,306,204	1,001,054	1,335,000	1,335,000	1,234,302

Division 5904 Municipal Transit

EXPENSES

<u>Account</u>	2013 <u>Actual</u>	2014 <u>Actual</u>	2015 <u>Adopted Budget</u>	2015 <u>Amended Budget</u>	2016 <u>Executive Recommendation</u>
1300 - Regular Pay	89,538	88,209	89,721	89,721	84,722
1400 - Part Time Pay	-	-	-	416	35,438
1410 - Overtime Pay	816	1,854	1,018	1,268	1,500
1420 - Contractual Pays	4,393	3,497	4,581	4,581	3,963
4000 - Supplies	6,302	8,149	8,600	8,600	9,250
4300 - Professional Services	142	190	200	200	300
4510 - Insurance	4,000	-	6,000	6,000	-
4670 - Communication Expenses	675	680	1,000	1,000	1,000
4690 - Maintenance	1,649	3,078	2,500	2,500	3,200
8010 - Social Security/FICA	-	8,112	7,292	7,292	9,611
Division Total	107,514	113,769	120,912	121,578	148,984

GENERAL FUND

Department 5630 Bus Operations
 Division 5904 Municipal Transit

REVENUES

<u>Account</u>	2013 Actual	2014 Actual	2015 Adopted Budget	2015 Amended Budget	2016 Executive Recommendation
3120 - Departmental Income	59,521	67,864	57,620	57,620	18,000
3200 - Intergovernmental Charges	-	14,595	-	-	62,665
3300 - State Aid	53,500	64,783	56,000	56,000	66,000
3600 - Intra-fund Revenues	67	121	-	-	-
Division Total	113,087	147,363	113,620	113,620	146,665
Department Expense Total	5,710,386	6,230,482	7,703,988	7,715,087	7,525,466
Department Revenue Total	5,348,250	4,888,850	5,927,432	5,931,182	5,892,459

DEPARTMENT POSITION SUMMARY

<u>Title</u>	<u># of Positions</u>	<u>Total Salary</u>
ACCOUNT CLERK/TYPIST	1	39,488
ADMINISTRATIVE AIDE/TYPIST	1	49,360
AUTOMOTIVE MECHANIC II	4	177,883
BUS DISPATCHER	2	92,352
BUS DRIVER	28	1,217,648
BUS DRIVER DISPATCHER	4	167,637
DEP DIR OF PUB TRANSPORTATION	1	62,494
DIR OF PUBLIC TRANSPORTATION	1	77,611
LEAD AUTOMOTIVE MECHANIC	2	106,457
PUB TRNS DISPATCHER TRAINER	1	49,360
PUB TRNS GRTS & PROCURMNT SPEC	1	61,721
PUB TRNS MTCE & SAFETY CRD	1	59,310
PUBLIC TRANSIT COORDINATOR	1	60,477
SR BUS DISPATCHER	1	49,360
TRANSPORTATION COORD AST	1	47,478
Total Benefited Positions	50	2,318,637

GENERAL FUND

Department 5650 Off Street Parking

Division 5930 Off Street Parking

EXPENSES

<u>Account</u>	<u>2013 Actual</u>	<u>2014 Actual</u>	<u>2015 Adopted Budget</u>	<u>2015 Amended Budget</u>	<u>2016 Executive Recommendation</u>
1400 - Part Time Pay	37,377	38,943	38,428	38,428	38,695
2300 - Other Equipment	19,110	-	6,000	9,250	4,500
4000 - Supplies	-	-	200	2,100	200
4200 - Building Maint & Repair	5,676	1,692	7,400	7,050	2,250
4690 - Maintenance	249	4,591	750	2,250	2,000
8010 - Social Security/FICA	-	2,979	2,940	2,940	2,961
Division Total	62,411	48,205	55,718	62,018	50,606

REVENUES

<u>Account</u>	<u>2013 Actual</u>	<u>2014 Actual</u>	<u>2015 Adopted Budget</u>	<u>2015 Amended Budget</u>	<u>2016 Executive Recommendation</u>
3120 - Departmental Income	41,635	37,649	47,000	47,000	35,000
3240 - Use of Money & Property	850	1,100	-	-	1,200
Division Total	42,485	38,749	47,000	47,000	36,200

Department Expense Total	62,411	48,205	55,718	62,018	50,606
Department Revenue Total	42,485	38,749	47,000	47,000	36,200

DEPARTMENT POSITION SUMMARY

<u>Title</u>	<u># of Positions</u>	<u>Total Salary</u>
Total Benefited Positions	-	-

GENERAL FUND

Department 6010 Social Services Administration
 Division 2600 DSS Admin

EXPENSES

<u>Account</u>	2013 <u>Actual</u>	2014 <u>Actual</u>	2015 <u>Adopted Budget</u>	2015 <u>Amended Budget</u>	2016 <u>Executive Recommendation</u>
1300 - Regular Pay	1,371,696	1,399,878	1,575,418	897,901	973,235
1410 - Overtime Pay	172	252	800	8,200	1,000
1420 - Contractual Pays	54,836	49,128	250,000	127,246	246,000
2000 - Office Equipment	513	1,691	12,500	5,900	12,500
2200 - Computer Equipment	25,489	34,666	-	-	5,000
4000 - Supplies	21,015	21,075	31,300	28,463	28,300
4200 - Building Maint & Repair	44,952	51,022	135,083	101,758	510,025
4300 - Professional Services	190,528	251,561	246,900	243,900	227,300
4510 - Insurance	122,523	139,985	130,000	130,000	145,000
4570 - Leases/Rental	220,744	123,619	135,235	132,535	13,303
4580 - Conference Expenses	2,605	5,913	4,000	6,700	4,000
4590 - Travel	1,592	1,349	1,600	5,100	1,200
4600 - Misc Contractual Expense	33,771	15,549	24,110	23,123	17,600
4670 - Communication Expenses	169,906	174,833	165,000	155,000	157,600
4690 - Maintenance	1,544	2,750	6,500	15,500	5,800
4750 - Intra-County Charges	80,481	29,455	82,000	37,100	1,500
8000 - Retirement	-	2,885,628	3,073,872	3,073,872	2,674,114
8010 - Social Security/FICA	-	107,069	139,706	139,706	93,348
8020 - Health Insurance	-	4,438,339	4,432,907	4,432,907	4,527,986
Division Total	2,342,367	9,733,760	10,446,931	9,564,911	9,644,811

REVENUES

<u>Account</u>	2013 <u>Actual</u>	2014 <u>Actual</u>	2015 <u>Adopted Budget</u>	2015 <u>Amended Budget</u>	2016 <u>Executive Recommendation</u>
3280 - Misc Local Sources	17,721	95,962	90,000	90,000	100,000
3300 - State Aid	405,007	7,537,545	8,169,299	8,380,838	8,769,679
3400 - Federal Aid	7,509,835	15,422,622	17,642,497	17,642,497	17,571,677
Division Total	7,932,563	23,056,128	25,901,796	26,113,335	26,441,356

GENERAL FUND

Department 6010 Social Services Administration

Division 2601 DSS Admin Exempt

EXPENSES

<u>Account</u>	2013 Actual	2014 Actual	2015 Adopted Budget	2015 Amended Budget	2016 Executive Recommendation
4200 - Building Maint & Repair	1,358	1,461	431,756	431,756	-
4300 - Professional Services	391,791	394,156	-	-	-
4570 - Leases/Rental	5,967	3,688	3,983	3,983	-
4670 - Communication Expenses	3,015	5,145	4,824	4,824	-
Division Total	402,130	404,449	440,563	440,563	-

Division 2602 Child Support Admin IV-D

EXPENSES

<u>Account</u>	2013 Actual	2014 Actual	2015 Adopted Budget	2015 Amended Budget	2016 Executive Recommendation
1300 - Regular Pay	200,055	208,986	175,241	175,241	179,270
1410 - Overtime Pay	-	-	-	15,050	10,000
4000 - Supplies	9,105	3,796	7,000	7,000	6,000
4200 - Building Maint & Repair	13,128	14,127	16,973	16,973	15,361
4300 - Professional Services	30,158	30,624	30,624	30,924	30,924
4570 - Leases/Rental	61,892	40,035	43,546	43,546	5,036
4580 - Conference Expenses	962	1,169	1,000	1,500	1,500
4590 - Travel	981	258	1,000	1,000	1,000
4600 - Misc Contractual Expense	10,262	10,305	10,513	10,513	11,050
4670 - Communication Expenses	1,535	840	2,000	2,000	2,000
4690 - Maintenance	1,099	1,001	1,100	1,100	1,100
4750 - Intra-County Charges	696	189	1,000	1,000	1,000
8010 - Social Security/FICA	-	15,657	13,406	13,406	14,479
Division Total	329,873	326,987	303,403	319,253	278,720

REVENUES

<u>Account</u>	2013 Actual	2014 Actual	2015 Adopted Budget	2015 Amended Budget	2016 Executive Recommendation
3300 - State Aid	879	-	-	-	-
3400 - Federal Aid	833,070	-	-	-	-
Division Total	833,949	-	-	-	-

GENERAL FUND

Department 6010 Social Services Administration

Division 2603 Child Support IV - D Collect

EXPENSES

<u>Account</u>	2013 <u>Actual</u>	2014 <u>Actual</u>	2015 <u>Adopted Budget</u>	2015 <u>Amended Budget</u>	2016 <u>Executive Recommendation</u>
1300 - Regular Pay	86,746	89,377	91,841	91,841	94,706
1410 - Overtime Pay	-	-	-	5,000	4,000
4000 - Supplies	-	63	-	-	-
4300 - Professional Services	34,601	26,585	30,624	30,624	33,000
4590 - Travel	-	56	-	300	-
8010 - Social Security/FICA	-	6,597	7,026	7,026	7,551
Division Total	121,347	122,679	129,491	134,791	139,257

Division 2604 Child Support Estab Paternity

EXPENSES

<u>Account</u>	2013 <u>Actual</u>	2014 <u>Actual</u>	2015 <u>Adopted Budget</u>	2015 <u>Amended Budget</u>	2016 <u>Executive Recommendation</u>
1300 - Regular Pay	228,235	236,704	242,004	240,004	242,312
1410 - Overtime Pay	-	-	-	10,000	5,000
1420 - Contractual Pays	-	-	-	2,300	-
4590 - Travel	23	-	-	-	-
4600 - Misc Contractual Expense	11,270	10,676	15,000	15,000	15,000
8010 - Social Security/FICA	-	17,257	18,513	18,513	18,919
Division Total	239,527	264,637	275,517	285,817	281,231

Division 2205 Child Support IV - D Estab Supp

EXPENSES

<u>Account</u>	2013 <u>Actual</u>	2014 <u>Actual</u>	2015 <u>Adopted Budget</u>	2015 <u>Amended Budget</u>	2016 <u>Executive Recommendation</u>
1300 - Regular Pay	271,615	250,126	327,435	327,435	336,768
1410 - Overtime Pay	-	-	-	11,500	5,000
1420 - Contractual Pays	-	2,957	-	-	-
4580 - Conference Expenses	-	40	-	-	-
4590 - Travel	285	1,057	750	750	800
8010 - Social Security/FICA	-	18,415	25,049	25,049	26,145
Division Total	271,900	272,595	353,234	364,734	368,713

GENERAL FUND

Department 6010 Social Services Administration

Division 2606 Employment

EXPENSES

<u>Account</u>	2013 Actual	2014 Actual	2015 Adopted Budget	2015 Amended Budget	2016 Executive Recommendation
4200 - Building Maint & Repair	3,061	3,291	3,958	3,958	4,983
4300 - Professional Services	144,000	192,345	206,111	225,611	206,911
4570 - Leases/Rental	15,945	10,533	8,980	8,980	-
4600 - Misc Contractual Expense	40,667	-	-	-	-
4690 - Maintenance	-	500	-	-	-
 Division Total	 203,673	 206,670	 219,049	 238,549	 211,894

Division 2607 Food Stamps

EXPENSES

<u>Account</u>	2013 Actual	2014 Actual	2015 Adopted Budget	2015 Amended Budget	2016 Executive Recommendation
1300 - Regular Pay	667,673	728,882	795,281	795,281	850,865
1410 - Overtime Pay	4,436	15,618	5,000	13,500	10,000
1420 - Contractual Pays	3,196	7,740	4,000	23,981	4,000
2000 - Office Equipment	233	-	-	-	-
4000 - Supplies	4,902	5,993	5,500	5,500	5,500
4200 - Building Maint & Repair	13,272	14,282	17,158	17,158	17,021
4300 - Professional Services	144	170	150,009	80,009	-
4570 - Leases/Rental	60,862	38,941	47,135	47,135	8,204
4580 - Conference Expenses	-	10	300	300	500
4590 - Travel	-	279	-	-	400
4600 - Misc Contractual Expense	71,611	6,502	6,500	6,800	6,500
4670 - Communication Expenses	579	298	1,000	1,000	700
4690 - Maintenance	1,517	667	1,600	1,600	1,600
4750 - Intra-County Charges	84	921	-	300	1,000
8010 - Social Security/FICA	-	55,973	61,527	61,527	66,162
 Division Total	 828,509	 876,276	 1,095,010	 1,054,091	 972,452

REVENUES

<u>Account</u>	2013 Actual	2014 Actual	2015 Adopted Budget	2015 Amended Budget	2016 Executive Recommendation
3300 - State Aid	5,988	-	-	-	-
3400 - Federal Aid	1,610,657	-	-	-	-
 Division Total	 1,616,645	 -	 -	 -	 -

GENERAL FUND

Department 6010 Social Services Administration

Division 2608 DSS Grants

EXPENSES

<u>Account</u>	2013 Actual	2014 Actual	2015 Adopted Budget	2015 Amended Budget	2016 Executive Recommendation
4300 - Professional Services	-	-	788,304	827,038	288,633
4600 - Misc Contractual Expense	1,157,562	1,200,928	-	-	-
4750 - Intra-County Charges	-	-	-	125	-
Division Total	1,157,562	1,200,928	788,304	827,163	288,633

REVENUES

<u>Account</u>	2013 Actual	2014 Actual	2015 Adopted Budget	2015 Amended Budget	2016 Executive Recommendation
3200 - Intergovernmental Charges	-	-	-	38,734	-
3300 - State Aid	-	229,185	-	-	288,633
3400 - Federal Aid	-	271,803	788,304	788,304	-
Division Total	-	500,988	788,304	827,038	288,633

Division 2609 Medical Assistance

EXPENSES

<u>Account</u>	2013 Actual	2014 Actual	2015 Adopted Budget	2015 Amended Budget	2016 Executive Recommendation
1300 - Regular Pay	2,022,736	1,987,454	2,076,679	2,043,059	1,948,362
1410 - Overtime Pay	579	2,314	-	3,700	10,000
1420 - Contractual Pays	9,000	11,836	9,000	43,100	10,000
2200 - Computer Equipment	-	217	-	-	-
4000 - Supplies	15,540	6,523	14,500	14,500	11,000
4200 - Building Maint & Repair	22,639	24,368	29,269	29,269	34,458
4300 - Professional Services	29,974	-	-	-	15,000
4570 - Leases/Rental	113,808	75,555	80,590	80,590	14,180
4580 - Conference Expenses	745	2,458	2,000	2,700	2,000
4590 - Travel	369	415	400	400	400
4600 - Misc Contractual Expense	16,221	10,319	15,000	15,000	12,000
4670 - Communication Expenses	448	713	2,000	2,000	2,000
4690 - Maintenance	38,570	3,168	2,500	2,500	2,500
4750 - Intra-County Charges	160	621	500	500	300
8010 - Social Security/FICA	-	148,097	159,554	159,554	150,580
Division Total	2,270,789	2,274,059	2,391,992	2,396,872	2,212,780

GENERAL FUND

Department 6010 Social Services Administration

Division 2609 Medical Assistance

REVENUES

<u>Account</u>	2013 <u>Actual</u>	2014 <u>Actual</u>	2015 Adopted <u>Budget</u>	2015 Amended <u>Budget</u>	2016 Executive <u>Recommendation</u>
3300 - State Aid	3,904,163	-	-	-	-
3400 - Federal Aid	3,951,980	-	-	-	-
Division Total	7,856,143	-	-	-	-

Division 2610 Medical Assistance Professionals

EXPENSES

<u>Account</u>	2013 <u>Actual</u>	2014 <u>Actual</u>	2015 Adopted <u>Budget</u>	2015 Amended <u>Budget</u>	2016 Executive <u>Recommendation</u>
1300 - Regular Pay	57,826	58,959	60,249	60,249	62,027
4000 - Supplies	227	-	300	300	300
4570 - Leases/Rental	-	-	2,988	2,988	-
4690 - Maintenance	454	-	455	455	-
8010 - Social Security/FICA	-	4,132	4,609	4,609	4,745
Division Total	58,507	63,091	68,601	68,601	67,072

Division 2611 Other HEAP

EXPENSES

<u>Account</u>	2013 <u>Actual</u>	2014 <u>Actual</u>	2015 Adopted <u>Budget</u>	2015 Amended <u>Budget</u>	2016 Executive <u>Recommendation</u>
1300 - Regular Pay	202,653	426,743	331,307	331,307	298,497
1400 - Part Time Pay	53	8,168	-	-	-
1410 - Overtime Pay	29,545	6,980	15,000	15,000	15,000
1420 - Contractual Pays	2,500	11,014	2,500	2,500	2,500
4000 - Supplies	3,106	350	7,000	7,000	5,000
4200 - Building Maint & Repair	3,370	3,626	4,358	4,358	6,227
4300 - Professional Services	36,118	23,750	79,000	79,000	44,000
4570 - Leases/Rental	16,519	11,258	11,935	11,935	2,048
4580 - Conference Expenses	-	-	-	-	500
4590 - Travel	-	13	200	200	200
4600 - Misc Contractual Expense	10,876	985	2,500	2,500	2,000
4690 - Maintenance	454	500	455	455	455
4750 - Intra-County Charges	305	205	700	700	500
8010 - Social Security/FICA	-	33,745	26,684	26,684	24,174
Division Total	305,499	527,339	481,639	481,639	401,101

GENERAL FUND

Department 6010 Social Services Administration

Division 2612 Other Early Intervention

EXPENSES

<u>Account</u>	<u>2013 Actual</u>	<u>2014 Actual</u>	<u>2015 Adopted Budget</u>	<u>2015 Amended Budget</u>	<u>2016 Executive Recommendation</u>
1300 - Regular Pay	781,693	767,117	832,391	832,391	854,355
1410 - Overtime Pay	-	-	-	500	-
1420 - Contractual Pays	6,500	35,885	6,500	6,500	8,000
2000 - Office Equipment	-	-	-	3,300	-
2200 - Computer Equipment	5,090	-	-	-	-
4000 - Supplies	3,745	4,838	4,000	4,000	4,000
4200 - Building Maint & Repair	6,354	6,843	8,215	8,215	14,946
4300 - Professional Services	138,735	155,554	108,000	108,000	128,000
4570 - Leases/Rental	32,908	21,430	24,616	24,616	5,976
4580 - Conference Expenses	254	386	700	700	700
4590 - Travel	14,689	13,656	15,500	15,500	16,000
4600 - Misc Contractual Expense	4,644	5,203	6,500	7,100	7,000
4670 - Communication Expenses	1,186	1,585	1,500	1,500	1,500
4690 - Maintenance	908	1,001	41,100	41,100	53,001
4750 - Intra-County Charges	516	88	600	600	600
8010 - Social Security/FICA	-	57,340	64,175	64,175	65,970
 Division Total	 <u>997,223</u>	 <u>1,070,926</u>	 <u>1,113,797</u>	 <u>1,118,197</u>	 <u>1,160,048</u>

Division 2613 Other Finger Imaging

EXPENSES

<u>Account</u>	<u>2013 Actual</u>	<u>2014 Actual</u>	<u>2015 Adopted Budget</u>	<u>2015 Amended Budget</u>	<u>2016 Executive Recommendation</u>
4600 - Misc Contractual Expense	-	65	-	-	-
 Division Total	 <u>-</u>	 <u>65</u>	 <u>-</u>	 <u>-</u>	 <u>-</u>

GENERAL FUND

Department 6010 Social Services Administration

Division 2614 Services

EXPENSES

<u>Account</u>	2013 <u>Actual</u>	2014 <u>Actual</u>	2015 <u>Adopted Budget</u>	2015 <u>Amended Budget</u>	2016 <u>Executive Recommendation</u>
1300 - Regular Pay	4,332,249	4,284,622	4,476,117	4,454,296	4,516,173
1400 - Part Time Pay	32,529	47,472	-	36,821	22,256
1410 - Overtime Pay	76,581	80,301	100,000	73,600	90,000
1420 - Contractual Pays	97,777	129,186	91,500	175,187	92,500
2000 - Office Equipment	250	355	-	10,000	-
2200 - Computer Equipment	-	-	11,200	11,200	-
4000 - Supplies	54,305	69,742	84,000	84,735	76,000
4200 - Building Maint & Repair	67,614	69,874	81,890	81,890	74,313
4300 - Professional Services	140,119	309,739	480,594	651,833	460,777
4570 - Leases/Rental	391,925	247,855	294,875	294,875	81,023
4580 - Conference Expenses	2,538	3,334	4,000	4,000	4,000
4590 - Travel	107,891	94,948	105,000	101,500	105,000
4600 - Misc Contractual Expense	265,807	35,509	36,000	36,000	43,000
4670 - Communication Expenses	32,978	20,554	40,000	40,000	30,000
4690 - Maintenance	19,668	15,782	23,700	23,700	21,500
4750 - Intra-County Charges	606	1,275	800	800	800
8010 - Social Security/FICA	-	336,179	357,073	357,073	361,151
Division Total	5,622,836	5,746,725	6,186,749	6,437,510	5,978,493

REVENUES

<u>Account</u>	2013 <u>Actual</u>	2014 <u>Actual</u>	2015 <u>Adopted Budget</u>	2015 <u>Amended Budget</u>	2016 <u>Executive Recommendation</u>
3300 - State Aid	132,513	-	-	-	-
3400 - Federal Aid	4,520,770	-	-	-	-
Division Total	4,653,283	-	-	-	-

GENERAL FUND

Department 6010 Social Services Administration
 Division 2615 Services CCS

EXPENSES

<u>Account</u>	2013 <u>Actual</u>	2014 <u>Actual</u>	2015 <u>Adopted Budget</u>	2015 <u>Amended Budget</u>	2016 <u>Executive Recommendation</u>
1300 - Regular Pay	1,537,842	1,516,802	1,743,574	1,743,574	1,774,212
1400 - Part Time Pay	34,652	100,530	100,302	7,792	9,141
1410 - Overtime Pay	3,802	4,470	3,000	3,000	4,000
1420 - Contractual Pays	30,276	53,341	27,000	40,236	25,000
2000 - Office Equipment	-	1,042	-	2,500	-
2200 - Computer Equipment	657	-	-	300	-
4000 - Supplies	24,374	18,722	24,700	24,700	25,600
4200 - Building Maint & Repair	29,200	32,864	40,349	48,649	36,374
4300 - Professional Services	515,223	559,545	954,985	1,001,618	980,802
4570 - Leases/Rental	176,923	136,975	142,142	142,142	56,536
4580 - Conference Expenses	869	55	1,200	1,700	1,000
4590 - Travel	13,114	7,928	15,000	15,000	13,000
4600 - Misc Contractual Expense	13,671	1,763	8,200	8,200	8,300
4670 - Communication Expenses	11,221	6,436	11,000	11,000	11,000
4690 - Maintenance	17,387	7,124	13,000	15,600	17,000
4750 - Intra-County Charges	-	-	-	2,500	-
8010 - Social Security/FICA	-	122,559	143,352	143,352	138,645
Division Total	2,409,209	2,570,158	3,227,804	3,211,863	3,100,610

Division 2616 Special Investigations

EXPENSES

<u>Account</u>	2013 <u>Actual</u>	2014 <u>Actual</u>	2015 <u>Adopted Budget</u>	2015 <u>Amended Budget</u>	2016 <u>Executive Recommendation</u>
1300 - Regular Pay	176,609	241,135	260,175	260,175	253,295
1410 - Overtime Pay	148	-	-	300	-
1420 - Contractual Pays	-	8,202	-	-	-
2200 - Computer Equipment	1,591	-	-	-	-
4000 - Supplies	3,603	5,042	4,300	4,300	5,500
4200 - Building Maint & Repair	2,535	2,731	3,278	3,278	3,736
4300 - Professional Services	65,191	42,537	77,000	77,000	77,500
4570 - Leases/Rental	27,094	14,707	18,073	18,073	19,659
4580 - Conference Expenses	168	132	300	340	300
4590 - Travel	1,101	848	500	500	1,000
4600 - Misc Contractual Expense	5,745	4,372	4,965	4,965	5,300
4670 - Communication Expenses	1,888	2,452	2,572	2,572	2,000
4690 - Maintenance	481	864	1,455	1,455	1,255
4750 - Intra-County Charges	-	310	-	-	-
8010 - Social Security/FICA	-	18,795	19,903	19,903	19,377
Division Total	286,153	342,127	392,521	392,861	388,922

GENERAL FUND

Department 6010 Social Services Administration

Division 2617 Temporary Assistance

EXPENSES

<u>Account</u>	2013 <u>Actual</u>	2014 <u>Actual</u>	2015 <u>Adopted Budget</u>	2015 <u>Amended Budget</u>	2016 <u>Executive Recommendation</u>
1300 - Regular Pay	1,302,122	1,527,664	1,580,050	1,580,050	1,649,038
1400 - Part Time Pay	-	5,354	13,994	13,994	14,278
1410 - Overtime Pay	11,837	17,946	15,000	15,000	17,000
1420 - Contractual Pays	33,592	40,856	13,500	16,000	13,500
2000 - Office Equipment	-	1,258	-	400	-
4000 - Supplies	4,019	12,217	9,500	9,500	7,500
4200 - Building Maint & Repair	32,158	34,615	41,573	41,573	24,080
4300 - Professional Services	44,603	107,077	213,860	213,860	298,860
4570 - Leases/Rental	149,766	96,649	104,458	104,458	10,126
4580 - Conference Expenses	394	1,434	800	1,800	1,500
4590 - Travel	214	80	200	700	200
4600 - Misc Contractual Expense	90,021	16,595	16,120	16,120	17,500
4670 - Communication Expenses	389	-	800	800	500
4690 - Maintenance	1,853	3,502	1,900	1,900	1,900
4750 - Intra-County Charges	9,163	8,428	12,000	12,000	10,000
8010 - Social Security/FICA	-	116,945	124,125	124,125	129,577
 Division Total	 <u>1,680,130</u>	 <u>1,990,618</u>	 <u>2,147,880</u>	 <u>2,152,280</u>	 <u>2,195,559</u>

Division 2619 Temporary Assistance Exempt

EXPENSES

<u>Account</u>	2013 <u>Actual</u>	2014 <u>Actual</u>	2015 <u>Adopted Budget</u>	2015 <u>Amended Budget</u>	2016 <u>Executive Recommendation</u>
1300 - Regular Pay	167,623	241,235	247,485	247,485	252,043
2000 - Office Equipment	-	-	-	400	-
2200 - Computer Equipment	1,272	-	-	-	-
4000 - Supplies	1,960	1,537	2,000	2,000	2,000
4200 - Building Maint & Repair	2,263	2,432	2,926	2,926	4,151
4300 - Professional Services	15,023	379	-	-	-
4570 - Leases/Rental	9,944	6,125	6,638	6,638	-
4580 - Conference Expenses	-	-	-	300	500
4590 - Travel	-	-	-	-	300
4600 - Misc Contractual Expense	8,320	9,170	8,000	8,000	12,000
4670 - Communication Expenses	-	929	-	-	-
4690 - Maintenance	454	-	455	455	455
4750 - Intra-County Charges	100	1,206	100	100	200
8010 - Social Security/FICA	-	17,811	18,933	18,933	19,281
 Division Total	 <u>206,959</u>	 <u>280,824</u>	 <u>286,537</u>	 <u>287,237</u>	 <u>290,930</u>

GENERAL FUND

Department 6010 Social Services Administration

Division 2620 DSS Training

EXPENSES

<u>Account</u>	2013 <u>Actual</u>	2014 <u>Actual</u>	2015 <u>Adopted Budget</u>	2015 <u>Amended Budget</u>	2016 <u>Executive Recommendation</u>
1300 - Regular Pay	42,057	44,056	44,140	44,140	44,999
1410 - Overtime Pay	-	62	-	-	-
4000 - Supplies	232	103	500	500	400
4200 - Building Maint & Repair	-	-	-	700	831
4300 - Professional Services	-	72,147	46,047	48,667	46,047
4570 - Leases/Rental	-	-	1,494	1,494	1,494
4580 - Conference Expenses	180	87	500	500	500
4590 - Travel	266	-	-	70	-
4600 - Misc Contractual Expense	14,574	1	-	-	1,000
4750 - Intra-County Charges	225	12	500	500	300
8010 - Social Security/FICA	-	3,127	3,377	3,377	3,442
Division Total	57,534	119,596	96,558	99,948	99,013

Division 2621 WMS

EXPENSES

<u>Account</u>	2013 <u>Actual</u>	2014 <u>Actual</u>	2015 <u>Adopted Budget</u>	2015 <u>Amended Budget</u>	2016 <u>Executive Recommendation</u>
1300 - Regular Pay	78,897	81,266	82,745	82,745	84,261
2200 - Computer Equipment	-	-	-	8,000	8,000
4000 - Supplies	1,847	9,609	6,968	6,968	5,800
4200 - Building Maint & Repair	2,303	2,478	2,979	2,979	1,660
4570 - Leases/Rental	10,122	6,257	6,757	6,757	-
4670 - Communication Expenses	257	202	400	400	400
4690 - Maintenance	1,700	1,700	1,701	1,701	1,701
8010 - Social Security/FICA	-	5,962	6,330	6,330	6,446
Division Total	95,126	107,474	107,880	115,880	108,268

GENERAL FUND

Department 6010 Social Services Administration

Division 2622 Domestic Violence Services

EXPENSES

<u>Account</u>	2013 Actual	2014 Actual	2015 Adopted Budget	2015 Amended Budget	2016 Executive Recommendation
1300 - Regular Pay	225,358	234,246	329,459	329,459	340,533
1410 - Overtime Pay	6,006	14,047	6,000	11,000	15,000
1420 - Contractual Pays	8,065	11,520	10,500	10,500	13,500
4000 - Supplies	3,787	277	7,500	7,500	5,500
4200 - Building Maint & Repair	(1,260)	198	-	-	-
4300 - Professional Services	505,527	58,196	75,511	75,511	75,511
4570 - Leases/Rental	32,272	834	8,425	8,425	8,488
4580 - Conference Expenses	170	167	300	300	300
4590 - Travel	4,788	5,606	7,000	7,000	7,000
4600 - Misc Contractual Expense	-	12,728	-	14,000	300
4670 - Communication Expenses	5,960	5,491	5,820	5,820	5,676
4690 - Maintenance	3,565	238	3,654	3,654	2,954
8010 - Social Security/FICA	-	19,222	26,466	26,466	28,231
Division Total	794,238	362,770	480,635	499,635	502,993

Division 2623 Admin - Non-Reimbursable

EXPENSES

<u>Account</u>	2013 Actual	2014 Actual	2015 Adopted Budget	2015 Amended Budget	2016 Executive Recommendation
1420 - Contractual Pays	94	125	-	-	-
2200 - Computer Equipment	-	-	2,500	2,500	-
4000 - Supplies	1,196	2,118	4,000	4,000	4,000
4300 - Professional Services	464,606	796,741	872,600	897,600	309,301
4510 - Insurance	37,252	38,551	42,000	42,000	-
4600 - Misc Contractual Expense	475,954	564,181	1,012,700	1,012,700	1,210,499
4690 - Maintenance	568	500	-	-	-
Division Total	979,670	1,402,217	1,933,800	1,958,800	1,523,800

REVENUES

<u>Account</u>	2013 Actual	2014 Actual	2015 Adopted Budget	2015 Amended Budget	2016 Executive Recommendation
3280 - Misc Local Sources	2,184	1,458	4,000	4,000	4,000
Division Total	2,184	1,458	4,000	4,000	4,000

GENERAL FUND

Department 6010 Social Services Administration
 Division 2626 DSS Admin - Legal

EXPENSES

<u>Account</u>	<u>2013 Actual</u>	<u>2014 Actual</u>	<u>2015 Adopted Budget</u>	<u>2015 Amended Budget</u>	<u>2016 Executive Recommendation</u>
1300 - Regular Pay	-	-	-	677,517	691,594
1410 - Overtime Pay	-	-	-	8,000	1,000
1420 - Contractual Pays	-	-	-	3,500	1,500
2200 - Computer Equipment	-	-	-	1,000	-
4000 - Supplies	-	-	-	3,400	1,700
4200 - Building Maint & Repair	-	-	-	7,500	4,983
4300 - Professional Services	-	-	-	18,000	35,000
4570 - Leases/Rental	-	-	-	2,700	2,000
4580 - Conference Expenses	-	-	-	6,200	2,000
4590 - Travel	-	-	-	1,000	400
4600 - Misc Contractual Expense	-	-	-	3,300	4,560
4670 - Communication Expenses	-	-	-	10,000	15,000
4690 - Maintenance	-	-	-	1,000	1,000
4750 - Intra-County Charges	99	-	-	300	500
8010 - Social Security/FICA	-	-	-	-	53,098
Division Total	99	-	-	743,417	814,335

Division 2627 Adult Services

EXPENSES

<u>Account</u>	<u>2013 Actual</u>	<u>2014 Actual</u>	<u>2015 Adopted Budget</u>	<u>2015 Amended Budget</u>	<u>2016 Executive Recommendation</u>
1420 - Contractual Pays	125	125	-	-	-
Division Total	125	125	-	-	-

Division 2628 Foster Care

EXPENSES

<u>Account</u>	<u>2013 Actual</u>	<u>2014 Actual</u>	<u>2015 Adopted Budget</u>	<u>2015 Amended Budget</u>	<u>2016 Executive Recommendation</u>
4300 - Professional Services	691	-	-	-	-
Division Total	691	-	-	-	-

GENERAL FUND

Department 6010 Social Services Administration

Division 2634 DSS Daycare

EXPENSES

<u>Account</u>	2013 <u>Actual</u>	2014 <u>Actual</u>	2015 Adopted <u>Budget</u>	2015 Amended <u>Budget</u>	2016 Executive <u>Recommendation</u>
1300 - Regular Pay	161,085	183,118	208,785	208,785	214,295
1410 - Overtime Pay	2,260	1,518	-	1,000	500
4000 - Supplies	1,380	1,956	2,000	2,000	1,500
4200 - Building Maint & Repair	953	1,033	1,237	2,437	4,151
4300 - Professional Services	-	-	-	100	-
4570 - Leases/Rental	6,696	4,869	5,795	5,795	2,988
4580 - Conference Expenses	-	524	-	-	700
4590 - Travel	76	-	-	-	100
4600 - Misc Contractual Expense	2,716	38,473	3,000	3,000	3,000
4670 - Communication Expenses	-	-	100	100	100
4690 - Maintenance	454	500	455	455	455
4750 - Intra-County Charges	992	1,338	1,000	1,000	1,500
8010 - Social Security/FICA	-	13,620	15,972	15,972	16,432
Division Total	176,612	246,948	238,344	240,644	245,721

REVENUES

<u>Account</u>	2013 <u>Actual</u>	2014 <u>Actual</u>	2015 Adopted <u>Budget</u>	2015 Amended <u>Budget</u>	2016 Executive <u>Recommendation</u>
3400 - Federal Aid	802,539	-	-	-	-
Division Total	802,539	-	-	-	-

Division 2636 DSS - OFA Office Space

EXPENSES

<u>Account</u>	2013 <u>Actual</u>	2014 <u>Actual</u>	2015 Adopted <u>Budget</u>	2015 Amended <u>Budget</u>	2016 Executive <u>Recommendation</u>
4200 - Building Maint & Repair	6,089	6,557	7,873	7,873	11,625
4570 - Leases/Rental	26,760	16,597	17,863	17,863	-
Division Total	32,849	23,155	25,736	25,736	11,625

GENERAL FUND

Department 6010 Social Services Administration

Division 2636 DSS - OFA Office Space

REVENUES

<u>Account</u>	2013 Actual	2014 Actual	2015 Adopted Budget	2015 Amended Budget	2016 Executive Recommendation
3120 - Departmental Income	-	-	18,900	18,900	-
3200 - Intergovernmental Charges	18,900	-	-	-	-
Division Total	18,900	-	18,900	18,900	-
Department Expense Total	21,871,139	30,537,197	33,231,975	33,460,992	31,286,981
Department Revenue Total	23,716,207	23,558,574	26,713,000	26,963,273	26,733,989

DEPARTMENT POSITION SUMMARY

<u>Title</u>	<u># of Positions</u>	<u>Total Salary</u>
ACCOUNT CLERK	13	490,099
ACCOUNT CLERK/TYPIST	2	74,396
ACCOUNTANT	4	212,724
ADMINISTRATIVE AIDE/TYPIST	1	45,949
ADMINISTRATIVE ASSISTANT	2	102,239
AST DIR OF SOCIAL SERVICES	1	73,537
CASE SUPERVISOR, GRADE B	4	257,863
CASEWORKER	64	3,356,860
CASEWORKER AIDE	8	302,943
CHEMICAL DEPENDENCY SPECIALIST	1	69,042
CHIEF SOCIAL SRVCS INVEST	1	61,113
CHILD SUPPORT SPEC (SPAN)	1	40,118
CHILD SUPPORT SPECIALIST	9	372,302
CLERK	2	64,064
CODING ANALYST	1	54,609
COMM CORRECTIONS ASSISTANT	1	34,896
COMM OF SOCIAL SERVICES	1	107,939
COMMUNITY SERVICES AIDE	5	155,821
COORD CHLD SUPPORT ENFORCEMENT	1	64,895
DATABASE CLERK/TYPIST	13	420,179
DEP COMM FOR ADMINISTRATION	1	84,517
DEPUTY COMM FOR SERVICES	1	84,517
DIR SOCIAL SERVICES PROGRAMS	1	64,383
DIR TEMPORARY ASSISTANCE	1	75,382
DIRECTOR OF FINANCE	1	74,709
DIRECTOR PRESCHOOL/EI SERVICES	1	64,383
EARLY INTERVENTION COORDINATOR	1	57,496
EARLY INTERVENTION SPECIALIST	4	202,032
FAMILY COURT SUPERVISOR	1	59,619
FISCAL MANAGER	1	62,363

GENERAL FUND

Department 6010 Social Services Administration

DEPARTMENT POSITION SUMMARY (continued)

HEAD ACCOUNT CLERK	1	50,188
HEAD SOCIAL WELFARE EXAMINER	2	122,226
INFORMATION TECHNOLOGY SUPV	1	46,808
MANAGED CARE SPECIALIST	1	54,609
MEDICAL WORKER	1	62,027
MENTAL HEALTH SPEC CHILD SRVS	8	521,568
MENTAL HEALTH SPEC CLIN SUPV	2	150,106
MENTAL HEALTH SPEC UNIT LEADER	1	82,964
MHS CLINICAL SUPV CHILD SRVS	1	75,053
DATA ENTRY OPERATOR	1	41,692
PARALEGAL	1	65,664
PARALEGAL ASSISTANT	1	47,557
PHOTOCOPY ATTENDANT	2	67,818
PR CHILD SUPPORT SPECIALIST	2	108,761
PRESCHOOL PROGRAM SPECIALIST	2	106,186
PRINCIPAL ACCOUNT CLERK	1	47,447
PRINCIPAL SOCIAL WELFARE EXAM	5	276,067
PROBATION ASSISTANT	1	46,225
PROBATION OFFICER	3	197,199
RECEPTIONIST	6	200,512
RECEPTIONIST W/TYPING	1	35,185
RECORDS TECHNICIAN	1	52,910
REGISTERED PROF NURSE (DSS)	1	49,317
RESOURCE ASSISTANT	1	44,277
RESOURCE UNIT ADMINISTRATOR	1	58,245
SEC COMMISSIONER SOC SRVCS	1	62,867
SOC SRVCS ADM AST	1	53,860
SOC SRVCS ATTORNEY	5	341,211
SOC SRVCS LAN SPECIALIST	1	49,165
SOCIAL WELFARE EXAMINER	55	2,294,306
SOCIAL WELFARE SPECIALIST	5	233,034
SR ACCOUNT CLERK	6	251,919
SR CASEWORKER	11	626,961
SR CHILD SUPPORT SPECIALIST	2	95,918
SR CLERK	2	73,788
SR DB CLERK/TYPIST	1	33,709
SR HEAP AIDE	1	41,609
SR MANAGEMENT ANALYST	1	76,496
SR PROBATION OFFICER	1	70,888
SR SOC SRVCS ATTORNEY	1	79,292
SR SOC SRVCS INVESTIGATOR	2	100,576
SR SOCIAL WELFARE EXAMINER	14	684,128

GENERAL FUND

Department 6010 Social Services Administration

DEPARTMENT POSITION SUMMARY (continued)

SR TYPIST	3	122,048
STAFF DEVELOP COORD	1	44,999
STF PSYCH	1	133,248
SUPV SOC SRVCS ATTORNEY	1	81,338
TECHNICAL SUPPORT TECH I	1	58,245
TRANSCRIBING TYPIST	2	66,738
TYPIST	3	111,330
Total Benefited Positions	<u>318</u>	<u>15,589,271</u>

GENERAL FUND

Department 6055 Day Care
 Division 2700 Day Care Block Grant

EXPENSES

<u>Account</u>	<u>2013 Actual</u>	<u>2014 Actual</u>	<u>2015 Adopted Budget</u>	<u>2015 Amended Budget</u>	<u>2016 Executive Recommendation</u>
4600 - Misc Contractual Expense	3,486,023	3,556,354	3,375,000	3,375,000	3,600,000
Division Total	3,486,023	3,556,354	3,375,000	3,375,000	3,600,000

REVENUES

<u>Account</u>	<u>2013 Actual</u>	<u>2014 Actual</u>	<u>2015 Adopted Budget</u>	<u>2015 Amended Budget</u>	<u>2016 Executive Recommendation</u>
3120 - Departmental Income	13,312	7,352	15,000	15,000	17,000
3300 - State Aid	436,863	378,007	319,399	319,399	405,000
3400 - Federal Aid	2,362,683	2,412,482	2,413,136	2,413,136	2,709,612
Division Total	2,812,858	2,797,841	2,747,535	2,747,535	3,131,612

Department Expense Total 3,486,023 3,556,354 3,375,000 3,375,000 3,600,000

Department Revenue Total 2,812,858 2,797,841 2,747,535 2,747,535 3,131,612

GENERAL FUND

Department 6102 Medical Assistance - MMIS

Division 2715 MMIS

EXPENSES

<u>Account</u>	2013 <u>Actual</u>	2014 <u>Actual</u>	2015 <u>Adopted Budget</u>	2015 <u>Amended Budget</u>	2016 <u>Executive Recommendation</u>
4600 - Misc Contractual Expense	45,763,786	36,229,952	36,098,504	36,098,504	34,921,341
Division Total	45,763,786	36,229,952	36,098,504	36,098,504	34,921,341

REVENUES

<u>Account</u>	2013 <u>Actual</u>	2014 <u>Actual</u>	2015 <u>Adopted Budget</u>	2015 <u>Amended Budget</u>	2016 <u>Executive Recommendation</u>
3120 - Departmental Income	1,301,312	1,262,691	1,301,000	1,301,000	1,300,000
3280 - Misc Local Sources	9,210,788	-	-	-	-
3520 - Interfund Transfers In	13,837,481	-	-	-	-
Division Total	24,349,580	1,262,691	1,301,000	1,301,000	1,300,000

Department Expense Total 45,763,786 36,229,952 36,098,504 36,098,504 34,921,341

Department Revenue Total 24,349,580 1,262,691 1,301,000 1,301,000 1,300,000

GENERAL FUND

Department 6109 Family Assistance

Division 2725 Family Assistance

EXPENSES

<u>Account</u>	2013 <u>Actual</u>	2014 <u>Actual</u>	2015 <u>Adopted Budget</u>	2015 <u>Amended Budget</u>	2016 <u>Executive Recommendation</u>
4600 - Misc Contractual Expense	13,368,310	13,660,409	14,000,000	14,000,000	14,000,000
Division Total	13,368,310	13,660,409	14,000,000	14,000,000	14,000,000

REVENUES

<u>Account</u>	2013 <u>Actual</u>	2014 <u>Actual</u>	2015 <u>Adopted Budget</u>	2015 <u>Amended Budget</u>	2016 <u>Executive Recommendation</u>
3120 - Departmental Income	1,333,190	1,076,381	1,255,480	1,255,480	1,050,000
3300 - State Aid	3,563,250	265,024	176,615	176,615	112,732
3400 - Federal Aid	7,994,643	8,524,154	8,299,931	8,299,931	8,804,106
Division Total	12,891,083	9,865,559	9,732,026	9,732,026	9,966,838

Department Expense Total 13,368,310 13,660,409 14,000,000 14,000,000 14,000,000

Department Revenue Total 12,891,083 9,865,559 9,732,026 9,732,026 9,966,838

GENERAL FUND

Department 6119 Child Care

Division 2730 Child Care

EXPENSES

<u>Account</u>	2013 <u>Actual</u>	2014 <u>Actual</u>	2015 <u>Adopted Budget</u>	2015 <u>Amended Budget</u>	2016 <u>Executive Recommendation</u>
4600 - Misc Contractual Expense	11,591,452	11,034,156	12,400,000	7,500,000	7,000,000
Division Total	11,591,452	11,034,156	12,400,000	7,500,000	7,000,000

REVENUES

<u>Account</u>	2013 <u>Actual</u>	2014 <u>Actual</u>	2015 <u>Adopted Budget</u>	2015 <u>Amended Budget</u>	2016 <u>Executive Recommendation</u>
3120 - Departmental Income	1,761,379	39,460	2,309,954	2,309,954	100,000
3300 - State Aid	2,099,023	3,693,884	5,079,491	5,079,491	3,236,504
3400 - Federal Aid	2,547,199	2,352,694	2,463,299	2,463,299	2,896,642
Division Total	6,407,601	6,086,038	9,852,744	9,852,744	6,233,146

Division 2731 Committee on Special Education

EXPENSES

<u>Account</u>	2013 <u>Actual</u>	2014 <u>Actual</u>	2015 <u>Adopted Budget</u>	2015 <u>Amended Budget</u>	2016 <u>Executive Recommendation</u>
4600 - Misc Contractual Expense	-	-	-	4,900,000	5,200,000
Division Total	-	-	-	4,900,000	5,200,000

REVENUES

<u>Account</u>	2013 <u>Actual</u>	2014 <u>Actual</u>	2015 <u>Adopted Budget</u>	2015 <u>Amended Budget</u>	2016 <u>Executive Recommendation</u>
3120 - Departmental Income	-	1,720,814	-	-	1,921,200
3280 - Misc Local Sources	-	341,893	-	-	-
3300 - State Aid	-	-	-	-	921,200
Division Total	-	2,062,707	-	-	2,842,400

GENERAL FUND

Department 6129 State Training School

Division 2745 State Training School

EXPENSES

<u>Account</u>	<u>2013 Actual</u>	<u>2014 Actual</u>	<u>2015 Adopted Budget</u>	<u>2015 Amended Budget</u>	<u>2016 Executive Recommendation</u>
4600 - Misc Contractual Expense	-	-	650,000	949,000	150,000
Division Total	-	-	650,000	949,000	150,000
Department Expense Total	-	-	650,000	949,000	150,000

GENERAL FUND

Department 6140 Safety Net

Division 2750 Safety Net

EXPENSES

<u>Account</u>	2013 <u>Actual</u>	2014 <u>Actual</u>	2015 <u>Adopted Budget</u>	2015 <u>Amended Budget</u>	2016 <u>Executive Recommendation</u>
4600 - Misc Contractual Expense	8,887,000	9,926,156	11,000,000	11,000,000	11,200,000
Division Total	8,887,000	9,926,156	11,000,000	11,000,000	11,200,000

REVENUES

<u>Account</u>	2013 <u>Actual</u>	2014 <u>Actual</u>	2015 <u>Adopted Budget</u>	2015 <u>Amended Budget</u>	2016 <u>Executive Recommendation</u>
3120 - Departmental Income	922,004	710,588	950,000	950,000	700,000
3200 - Intergovernmental Charges	3,662,996	1,653,332	-	-	-
3300 - State Aid	2,273,872	2,567,019	2,833,300	2,833,300	3,029,050
3400 - Federal Aid	71,804	48,767	55,000	55,000	55,000
Division Total	6,930,676	4,979,706	3,838,300	3,838,300	3,784,050

Division 2755 Safety Net Burials

EXPENSES

<u>Account</u>	2013 <u>Actual</u>	2014 <u>Actual</u>	2015 <u>Adopted Budget</u>	2015 <u>Amended Budget</u>	2016 <u>Executive Recommendation</u>
4300 - Professional Services	217,693	27,659	-	-	-
Division Total	217,693	27,659	-	-	-

REVENUES

<u>Account</u>	2013 <u>Actual</u>	2014 <u>Actual</u>	2015 <u>Adopted Budget</u>	2015 <u>Amended Budget</u>	2016 <u>Executive Recommendation</u>
3300 - State Aid	23,017	50,470	-	-	-
Division Total	23,017	50,470	-	-	-

Department Expense Total	9,104,694	9,953,815	11,000,000	11,000,000	11,200,000
Department Revenue Total	6,953,693	5,030,176	3,838,300	3,838,300	3,784,050

GENERAL FUND

Department 6410 Tourism

Division 2800 Tourism

DEPARTMENT POSITION SUMMARY

<u>Title</u>	<u># of Positions</u>	<u>Total Salary</u>
ADMINISTRATIVE AIDE/TYPIST	1	45,090
DEP DIRECTOR TOURISM	1	53,001
DIR TOURISM	1	75,309
TOURISM INFORMATION ASSISTANT	1	36,294
Total Benefited Positions	<u>4</u>	<u>209,694</u>

GENERAL FUND

Department 6420 Promotion of Industry

Division 2801 Promotion of Industry

EXPENSES

<u>Account</u>	<u>2013 Actual</u>	<u>2014 Actual</u>	<u>2015 Adopted Budget</u>	<u>2015 Amended Budget</u>	<u>2016 Executive Recommendation</u>
4600 - Misc Contractual Expense	125,000	-	-	-	-
Division Total	125,000	-	-	-	-
Department Expense Total	125,000	-	-	-	-

GENERAL FUND

Department 6510 Veterans Services

Division 2820 Veterans Services

EXPENSES

<u>Account</u>	2013 <u>Actual</u>	2014 <u>Actual</u>	2015 <u>Adopted Budget</u>	2015 <u>Amended Budget</u>	2016 <u>Executive Recommendation</u>
1300 - Regular Pay	255,458	249,154	312,737	268,211	292,458
1400 - Part Time Pay	41,281	71,342	54,783	99,309	117,389
1420 - Contractual Pays	-	1,500	1,500	1,500	3,000
4000 - Supplies	18,218	20,072	20,400	21,108	20,400
4300 - Professional Services	92,559	90,542	108,000	108,000	125,000
4570 - Leases/Rental	3,084	3,086	-	-	-
4580 - Conference Expenses	1,137	491	3,300	3,300	1,800
4590 - Travel	2,940	3,898	4,700	4,700	4,700
4600 - Misc Contractual Expense	12,148	136,959	45,690	45,690	66,850
4690 - Maintenance	285	-	-	-	-
8000 - Retirement	-	60,001	67,233	67,233	55,288
8010 - Social Security/FICA	-	24,184	28,230	28,230	31,583
8020 - Health Insurance	-	83,427	96,562	96,562	99,987
Division Total	427,108	744,656	743,135	743,843	818,455

REVENUES

<u>Account</u>	2013 <u>Actual</u>	2014 <u>Actual</u>	2015 <u>Adopted Budget</u>	2015 <u>Amended Budget</u>	2016 <u>Executive Recommendation</u>
3280 - Misc Local Sources	-	660	-	-	-
3300 - State Aid	22,711	16,186	12,982	12,982	23,000
Division Total	22,711	16,846	12,982	12,982	23,000

Department Expense Total	427,108	744,656	743,135	743,843	818,455
Department Revenue Total	22,711	16,846	12,982	12,982	23,000

DEPARTMENT POSITION SUMMARY

<u>Title</u>	<u># of Positions</u>	<u>Total Salary</u>
DEP DIR VETERANS SRVC AGENCY	1	62,356
DIR VETERANS SERVICE AGENCY	1	77,940
PRINCIPAL CLERK	1	34,969
SR AC CLK	1	34,387
VETERANS BENEFITS REPRESENT	1	45,090
VETERANS SERVICE DRIVER	2	64,818
Total Benefited Positions	7	319,559

GENERAL FUND

Department 6610 Sealer Weights & Measures

Division 2840 Sealer Weights

EXPENSES

<u>Account</u>	2013 Actual	2014 Actual	2015 Adopted Budget	2015 Amended Budget	2016 Executive Recommendation
1300 - Regular Pay	112,178	114,315	117,280	117,280	119,614
1420 - Contractual Pays	-	6,500	8,000	8,000	8,000
4000 - Supplies	6,175	5,823	6,250	6,250	6,050
4600 - Misc Contractual Expense	50	240	320	320	300
8000 - Retirement	-	23,162	23,127	23,127	20,695
8010 - Social Security/FICA	-	9,086	9,584	9,584	9,763
8020 - Health Insurance	-	35,076	27,588	27,588	28,568
Division Total	118,403	194,201	192,149	192,149	192,990

REVENUES

<u>Account</u>	2013 Actual	2014 Actual	2015 Adopted Budget	2015 Amended Budget	2016 Executive Recommendation
3120 - Departmental Income	73,410	75,032	75,000	75,000	75,000
3260 - Fines & Forfeitures	13,150	8,725	15,000	15,000	15,000
3300 - State Aid	6,225	6,330	10,242	10,242	10,242
Division Total	92,785	90,087	100,242	100,242	100,242

Department Expense Total	118,403	194,201	192,149	192,149	192,990
Department Revenue Total	92,785	90,087	100,242	100,242	100,242

DEPARTMENT POSITION SUMMARY

<u>Title</u>	<u># of Positions</u>	<u>Total Salary</u>
DIR WEIGHTS AND MEASURES	1	65,388
WEIGHTS AND MEASURES INSPECTOR	1	54,225
Total Benefited Positions	2	119,614

GENERAL FUND

Department 6772 Programs for the Aging
 Division 2865 Programs for the Aging

EXPENSES

<u>Account</u>	2013 Actual	2014 Actual	2015 Adopted Budget	2015 Amended Budget	2016 Executive Recommendation
1300 - Regular Pay	561,626	519,945	645,204	670,174	702,959
1400 - Part Time Pay	-	-	-	-	13,994
1420 - Contractual Pays	9,000	4,500	4,500	4,500	4,500
2000 - Office Equipment	-	-	1,500	1,500	750
2200 - Computer Equipment	-	220	-	14,704	-
4000 - Supplies	7,575	6,731	8,010	8,510	8,310
4200 - Building Maint & Repair	305	35	200	200	200
4300 - Professional Services	524,791	1,784,453	728,791	2,063,558	2,171,857
4510 - Insurance	6,955	-	6,651	11,978	4,900
4570 - Leases/Rental	18,900	-	18,900	9,062	500
4580 - Conference Expenses	1,720	2,139	3,000	5,000	5,000
4590 - Travel	951	480	1,000	2,000	4,800
4600 - Misc Contractual Expense	1,065,270	72,003	1,203,376	104,312	106,147
4670 - Communication Expenses	15,055	15,856	14,950	14,950	-
4690 - Maintenance	176	2,374	2,110	2,110	1,200
4750 - Intra-County Charges	5,266	3,696	6,400	6,400	-
8000 - Retirement	-	99,104	128,115	131,484	121,622
8010 - Social Security/FICA	-	38,024	49,702	51,009	55,191
8020 - Health Insurance	-	166,109	193,124	198,918	214,258
8100 - Workers' Compensation	18,440	31,136	26,694	26,694	26,694
8150 - Other Benefits	1,485	1,390	604	604	604
Division Total	2,237,516	2,748,194	3,042,831	3,327,667	3,443,486

REVENUES

<u>Account</u>	2013 Actual	2014 Actual	2015 Adopted Budget	2015 Amended Budget	2016 Executive Recommendation
3120 - Departmental Income	67,903	69,034	78,983	78,983	71,660
3200 - Intergovernmental Charges	4,051	3,258	2,765	2,765	3,209
3280 - Misc Local Sources	3,555	5	-	-	-
3300 - State Aid	1,048,357	1,145,607	1,032,911	1,145,411	1,094,616
3400 - Federal Aid	763,689	871,962	864,541	864,541	1,046,285
3600 - Intra-fund Revenues	28,716	31,283	31,301	47,301	32,826
Division Total	1,916,271	2,121,149	2,010,501	2,139,001	2,248,596

Department Expense Total	2,237,516	2,748,194	3,042,831	3,327,667	3,443,486
Department Revenue Total	1,916,271	2,121,149	2,010,501	2,139,001	2,248,596

GENERAL FUND

Department 6772 Programs for the Aging

Division 2865 Programs for the Aging

DEPARTMENT POSITION SUMMARY

<u>Title</u>	<u># of Positions</u>	<u>Total Salary</u>
ADMINISTRATIVE ASSISTANT/TYP	1	51,978
CASEWORKER	3	160,698
DEPUTY DIR GERIATRIC PROGRAMS	1	62,356
DIR OFFICE FOR THE AGING	1	77,940
JUNIOR ACCOUNTANT	1	50,076
RECEPTIONIST W/TYPING	1	34,880
SR ACCOUNT CLERK/TYPIST	1	41,692
SR AGING SERVICES AIDE	4	125,854
SR CASEWORKER	1	56,889
SR TYPIST	1	40,596
Total Benefited Positions	<u>15</u>	<u>702,959</u>

GENERAL FUND

Department 6989 Other Economic Development

Division 2870 Other Economic Development

EXPENSES

<u>Account</u>	<u>2013 Actual</u>	<u>2014 Actual</u>	<u>2015 Adopted Budget</u>	<u>2015 Amended Budget</u>	<u>2016 Executive Recommendation</u>
4600 - Misc Contractual Expense	16,750	16,750	21,750	21,750	21,750
Division Total	<u>16,750</u>	<u>16,750</u>	<u>21,750</u>	<u>21,750</u>	<u>21,750</u>
Department Expense Total	16,750	16,750	21,750	21,750	21,750

GENERAL FUND

Department 7110 Parks

Division 3000 Sojourner Truth/Ulster Lnding Pk

EXPENSES

<u>Account</u>	<u>2013 Actual</u>	<u>2014 Actual</u>	<u>2015 Adopted Budget</u>	<u>2015 Amended Budget</u>	<u>2016 Executive Recommendation</u>
1400 - Part Time Pay	66,330	50,336	79,000	78,500	84,000
1410 - Overtime Pay	6	208	-	500	-
2300 - Other Equipment	1,316	-	-	-	-
4000 - Supplies	2,549	3,903	2,900	2,900	2,900
4200 - Building Maint & Repair	12,412	8,604	10,482	20,182	10,582
4300 - Professional Services	920	215	500	500	500
4690 - Maintenance	166	38	300	600	300
8010 - Social Security/FICA	-	12,139	15,033	15,033	15,721
Division Total	83,699	75,443	108,215	118,215	114,003

REVENUES

<u>Account</u>	<u>2013 Actual</u>	<u>2014 Actual</u>	<u>2015 Adopted Budget</u>	<u>2015 Amended Budget</u>	<u>2016 Executive Recommendation</u>
3120 - Departmental Income	2,800	2,800	2,800	2,800	2,800
Division Total	2,800	2,800	2,800	2,800	2,800

Division 3001 New Paltz Pool

EXPENSES

<u>Account</u>	<u>2013 Actual</u>	<u>2014 Actual</u>	<u>2015 Adopted Budget</u>	<u>2015 Amended Budget</u>	<u>2016 Executive Recommendation</u>
1400 - Part Time Pay	107,595	105,523	116,015	116,015	120,000
1410 - Overtime Pay	1,509	2,612	1,500	2,500	1,500
2300 - Other Equipment	10,641	-	2,500	7,500	6,800
4000 - Supplies	18,618	17,594	20,100	20,100	20,100
4200 - Building Maint & Repair	76,782	33,978	50,250	41,830	81,600
4300 - Professional Services	175	4,040	450	3,450	4,000
4570 - Leases/Rental	-	-	-	250	-
4580 - Conference Expenses	1,059	560	-	-	-
4600 - Misc Contractual Expense	575	215	2,887	2,887	3,237
4690 - Maintenance	733	189	1,000	2,000	1,000
Division Total	217,686	164,710	194,702	196,532	238,237

GENERAL FUND

Department 7110 Parks
Division 3001 New Paltz Pool

REVENUES

<u>Account</u>	2013 Actual	2014 Actual	2015 Adopted Budget	2015 Amended Budget	2016 Executive Recommendation
3120 - Departmental Income	106,753	104,262	101,825	101,825	102,000
3200 - Intergovernmental Charges	-	5,298	-	-	5,000
3280 - Misc Local Sources	-	1,187	-	-	-
 Division Total	 <u>106,753</u>	 <u>110,747</u>	 <u>101,825</u>	 <u>101,825</u>	 <u>107,000</u>
 Department Expense Total	 301,385	 240,153	 302,917	 314,747	 352,240
 Department Revenue Total	 109,553	 113,547	 104,625	 104,625	 109,800

DEPARTMENT POSITION SUMMARY

<u>Title</u>	<u># of Positions</u>	<u>Total Salary</u>
Total Benefited Positions	<u>-</u>	<u>-</u>

GENERAL FUND

Department 7310 Youth Programs

Division 3100 Youth Programs

EXPENSES

<u>Account</u>	2013 <u>Actual</u>	2014 <u>Actual</u>	2015 <u>Adopted Budget</u>	2015 <u>Amended Budget</u>	2016 <u>Executive Recommendation</u>
1300 - Regular Pay	55,162	56,313	57,374	57,374	58,529
1400 - Part Time Pay	17,797	15,979	18,007	18,007	18,366
1420 - Contractual Pays	-	1,250	1,500	1,500	1,500
4000 - Supplies	406	130	1,000	1,000	1,000
4580 - Conference Expenses	-	916	800	800	900
4590 - Travel	697	205	250	250	300
4600 - Misc Contractual Expense	614	489	1,350	1,350	1,450
4690 - Maintenance	-	-	400	400	400
8000 - Retirement	-	13,979	11,393	11,393	10,126
8010 - Social Security/FICA	-	5,625	5,881	5,881	5,997
8020 - Health Insurance	-	3,348	13,795	13,795	14,284
Division Total	74,677	98,235	111,750	111,750	112,852

REVENUES

<u>Account</u>	2013 <u>Actual</u>	2014 <u>Actual</u>	2015 <u>Adopted Budget</u>	2015 <u>Amended Budget</u>	2016 <u>Executive Recommendation</u>
3300 - State Aid	17,714	20,714	17,714	17,714	17,714
Division Total	17,714	20,714	17,714	17,714	17,714

Division 3101 Contracted Youth Services

EXPENSES

<u>Account</u>	2013 <u>Actual</u>	2014 <u>Actual</u>	2015 <u>Adopted Budget</u>	2015 <u>Amended Budget</u>	2016 <u>Executive Recommendation</u>
4600 - Misc Contractual Expense	234,538	280,879	256,024	310,968	226,907
Division Total	234,538	280,879	256,024	310,968	226,907

GENERAL FUND

Department 7310 Youth Programs
 Division 3101 Contracted Youth Services

REVENUES

<u>Account</u>	<u>2013 Actual</u>	<u>2014 Actual</u>	<u>2015 Adopted Budget</u>	<u>2015 Amended Budget</u>	<u>2016 Executive Recommendation</u>
3300 - State Aid	156,517	193,107	196,104	251,048	196,107
Division Total	<u>156,517</u>	<u>193,107</u>	<u>196,104</u>	<u>251,048</u>	<u>196,107</u>
Department Expense Total	309,214	379,115	367,774	422,718	339,759
Department Revenue Total	174,231	213,821	213,818	268,762	213,821

DEPARTMENT POSITION SUMMARY

<u>Title</u>	<u># of Positions</u>	<u>Total Salary</u>
DIR YOUTH BUREAU	1	58,529
Total Benefited Positions	<u>1</u>	<u>58,529</u>

GENERAL FUND

Department 7410 Library
Division 3200 Library

EXPENSES

<u>Account</u>	<u>2013 Actual</u>	<u>2014 Actual</u>	<u>2015 Adopted Budget</u>	<u>2015 Amended Budget</u>	<u>2016 Executive Recommendation</u>
4600 - Misc Contractual Expense	74,250	74,250	74,250	74,250	74,250
Division Total	<u>74,250</u>	<u>74,250</u>	<u>74,250</u>	<u>74,250</u>	<u>74,250</u>
Department Expense Total	74,250	74,250	74,250	74,250	74,250

GENERAL FUND

Department 7510 Historian

Division 3275 Historian

EXPENSES

<u>Account</u>	<u>2013 Actual</u>	<u>2014 Actual</u>	<u>2015 Adopted Budget</u>	<u>2015 Amended Budget</u>	<u>2016 Executive Recommendation</u>
4000 - Supplies	-	27	200	200	200
4300 - Professional Services	45	567	1,000	950	1,000
4580 - Conference Expenses	-	-	800	800	200
4590 - Travel	454	-	1,000	1,000	750
4600 - Misc Contractual Expense	-	-	-	50	-
Division Total	499	594	3,000	3,000	2,150
Department Expense Total	499	594	3,000	3,000	2,150

GENERAL FUND

Department 7560 Other Performing Arts

Division 3300 Other Performing Arts

EXPENSES

<u>Account</u>	<u>2013 Actual</u>	<u>2014 Actual</u>	<u>2015 Adopted Budget</u>	<u>2015 Amended Budget</u>	<u>2016 Executive Recommendation</u>
4600 - Misc Contractual Expense	64,750	83,500	75,750	75,750	80,750
Division Total	<u>64,750</u>	<u>83,500</u>	<u>75,750</u>	<u>75,750</u>	<u>80,750</u>
Department Expense Total	64,750	83,500	75,750	75,750	80,750

GENERAL FUND

Department 8020 Planning

Division 3400 Planning

EXPENSES

<u>Account</u>	2013 <u>Actual</u>	2014 <u>Actual</u>	2015 <u>Adopted Budget</u>	2015 <u>Amended Budget</u>	2016 <u>Executive Recommendation</u>
1300 - Regular Pay	587,775	618,290	515,112	515,112	529,211
1420 - Contractual Pays	-	12,250	18,000	18,000	17,000
2000 - Office Equipment	1,240	599	-	-	-
4000 - Supplies	4,291	3,571	5,500	6,326	5,500
4300 - Professional Services	148,434	262,177	474,850	557,825	410,380
4580 - Conference Expenses	817	4,632	6,550	6,550	6,500
4590 - Travel	3,720	3,294	6,200	6,200	6,200
4600 - Misc Contractual Expense	54,962	2,361	103,810	103,810	3,810
4690 - Maintenance	1,200	1,200	-	-	-
8000 - Retirement	-	132,479	155,507	155,507	138,865
8010 - Social Security/FICA	-	47,740	40,783	40,783	41,785
8020 - Health Insurance	-	95,089	151,741	151,741	157,123
Division Total	802,438	1,183,681	1,478,053	1,561,854	1,316,374

REVENUES

<u>Account</u>	2013 <u>Actual</u>	2014 <u>Actual</u>	2015 <u>Adopted Budget</u>	2015 <u>Amended Budget</u>	2016 <u>Executive Recommendation</u>
3270 - Sale of Property & Compensa	14	182	100	100	100
3300 - State Aid	64,759	-	99,000	99,000	4,000
3400 - Federal Aid	111,750	380,030	683,941	683,941	688,500
Division Total	176,523	380,212	783,041	783,041	692,600

Division 3401 Business Services

EXPENSES

<u>Account</u>	2013 <u>Actual</u>	2014 <u>Actual</u>	2015 <u>Adopted Budget</u>	2015 <u>Amended Budget</u>	2016 <u>Executive Recommendation</u>
1300 - Regular Pay	108,207	73,755	268,039	268,039	273,411
4000 - Supplies	2,623	5,726	2,700	2,400	3,000
4300 - Professional Services	317	150,328	150,000	150,000	170,000
4580 - Conference Expenses	1,373	2,145	2,500	2,700	2,500
4590 - Travel	1,660	278	1,500	1,500	1,500
4600 - Misc Contractual Expense	750	-	50,800	50,900	53,000
8010 - Social Security/FICA	-	5,617	20,505	20,505	20,916
Division Total	114,929	237,848	496,044	496,044	524,327

GENERAL FUND

Department 8020 Planning
Division 3401 Business Services

REVENUES

<u>Account</u>	2013 <u>Actual</u>	2014 <u>Actual</u>	2015 <u>Adopted Budget</u>	2015 <u>Amended Budget</u>	2016 <u>Executive Recommendation</u>
3120 - Departmental Income	-	837	45,200	45,200	55,000
Division Total	-	837	45,200	45,200	55,000
Department Expense Total	917,367	1,421,529	1,974,097	2,057,898	1,840,701
Department Revenue Total	176,523	381,049	828,241	828,241	747,600

DEPARTMENT POSITION SUMMARY

<u>Title</u>	<u># of Positions</u>	<u>Total Salary</u>
ADMINISTRATIVE ASSISTANT	1	49,776
BUS SRV AD	2	135,966
CONF SEC BUSINESS SERVICES	1	43,519
DEP DIR ECO DEVELOPMENT	1	93,926
DEP DIRECTOR PLANNING	1	89,834
DIR COUNTY PLANNING	1	108,341
PRINCIPAL PLANNER	1	79,978
PRINCIPAL TRANSPORT PLANNER	1	75,932
SR PLANNER	1	68,528
TRANSPORTATION PLANNER	1	56,822
Total Benefited Positions	11	802,621

GENERAL FUND

Department 8040 Human Rights Commission

Division 3500 Human Rights Commission

EXPENSES

<u>Account</u>	<u>2013 Actual</u>	<u>2014 Actual</u>	<u>2015 Adopted Budget</u>	<u>2015 Amended Budget</u>	<u>2016 Executive Recommendation</u>
1300 - Regular Pay	9,235	12,028	15,771	15,771	16,087
1400 - Part Time Pay	5,924	3,392	-	-	-
4000 - Supplies	-	56	700	700	500
4300 - Professional Services	607	1,623	800	800	500
4580 - Conference Expenses	-	-	400	400	750
4590 - Travel	68	-	100	100	200
8000 - Retirement	-	2,932	3,132	3,132	-
8010 - Social Security/FICA	-	1,175	1,206	1,206	1,231
Division Total	<u>15,834</u>	<u>21,205</u>	<u>22,109</u>	<u>22,109</u>	<u>19,268</u>
Department Expense Total	15,834	21,205	22,109	22,109	19,268

DEPARTMENT POSITION SUMMARY

<u>Title</u>	<u># of Positions</u>	<u>Total Salary</u>
Total Benefited Positions	<u>-</u>	<u>-</u>

GENERAL FUND

Department 8090 Environment Control

Division 3552 Environment

EXPENSES

<u>Account</u>	2013 <u>Actual</u>	2014 <u>Actual</u>	2015 <u>Adopted Budget</u>	2015 <u>Amended Budget</u>	2016 <u>Executive Recommendation</u>
1300 - Regular Pay	148,494	153,164	221,801	221,801	239,552
1400 - Part Time Pay	3,791	4,796	5,000	5,000	5,000
1410 - Overtime Pay	-	-	-	1,100	-
1420 - Contractual Pays	-	3,000	3,000	3,000	3,000
2200 - Computer Equipment	-	1,500	-	-	-
4000 - Supplies	2,409	606	2,950	3,844	3,450
4570 - Leases/Rental	2,964	2,964	3,084	1,724	-
4580 - Conference Expenses	230	460	1,685	1,685	1,685
4590 - Travel	485	516	800	800	800
4600 - Misc Contractual Expense	21,075	75	225	485	19,225
8000 - Retirement	-	30,545	44,042	44,042	41,446
8010 - Social Security/FICA	-	11,758	17,580	17,580	18,938
8020 - Health Insurance	-	49,669	55,179	55,179	57,135
Division Total	179,448	259,053	355,346	356,240	390,231

REVENUES

<u>Account</u>	2013 <u>Actual</u>	2014 <u>Actual</u>	2015 <u>Adopted Budget</u>	2015 <u>Amended Budget</u>	2016 <u>Executive Recommendation</u>
3120 - Departmental Income	-	5,000	99,590	99,590	112,077
3300 - State Aid	7,000	13,216	-	-	-
Division Total	7,000	18,216	99,590	99,590	112,077

Department Expense Total	179,448	259,053	355,346	356,240	390,231
Department Revenue Total	7,000	18,216	99,590	99,590	112,077

DEPARTMENT POSITION SUMMARY

<u>Title</u>	<u># of Positions</u>	<u>Total Salary</u>
COORD DEPT OF ENVIRONMENT	1	75,236
DEP COORD DEPT OF ENVIRONMENT	1	49,640
ENVIRONMENTAL PLANNER	1	62,936
ENVIRONMENTAL RESOURCE TECH	1	51,741
Total Benefited Positions	4	239,552

GENERAL FUND

Department 8710 Conservation

Division 3600

EXPENSES

<u>Account</u>	2013 <u>Actual</u>	2014 <u>Actual</u>	2015 <u>Adopted Budget</u>	2015 <u>Amended Budget</u>	2016 <u>Executive Recommendation</u>
4600 - Misc Contractual Expense	-	2,500	-	-	-
Division Total	-	2,500	-	-	-

Division 3601 Soil and Water Conservation

EXPENSES

<u>Account</u>	2013 <u>Actual</u>	2014 <u>Actual</u>	2015 <u>Adopted Budget</u>	2015 <u>Amended Budget</u>	2016 <u>Executive Recommendation</u>
4600 - Misc Contractual Expense	64,875	137,250	91,500	91,500	91,500
Division Total	64,875	137,250	91,500	91,500	91,500

Division 3602 Agriculture

EXPENSES

<u>Account</u>	2013 <u>Actual</u>	2014 <u>Actual</u>	2015 <u>Adopted Budget</u>	2015 <u>Amended Budget</u>	2016 <u>Executive Recommendation</u>
4600 - Misc Contractual Expense	415,910	312,475	350,000	350,000	350,000
Division Total	415,910	312,475	350,000	350,000	350,000

Department Expense Total	480,785	452,225	441,500	441,500	441,500
---------------------------------	----------------	----------------	----------------	----------------	----------------

GENERAL FUND

Department 8989 Other Home & Comm Services
Division 3700 Other Home and Community Service

EXPENSES

<u>Account</u>	<u>2013 Actual</u>	<u>2014 Actual</u>	<u>2015 Adopted Budget</u>	<u>2015 Amended Budget</u>	<u>2016 Executive Recommendation</u>
4600 - Misc Contractual Expense	38,750	48,523	76,000	76,477	66,000
Division Total	<u>38,750</u>	<u>48,523</u>	<u>76,000</u>	<u>76,477</u>	<u>66,000</u>
Department Expense Total	38,750	48,523	76,000	76,477	66,000

GENERAL FUND

Department 9010 State Retirement

Division 3800 State Retirement

EXPENSES

<u>Account</u>	<u>2013 Actual</u>	<u>2014 Actual</u>	<u>2015 Adopted Budget</u>	<u>2015 Amended Budget</u>	<u>2016 Executive Recommendation</u>
8000 - Retirement	14,739,530	688,931	726,509	726,509	634,263
Division Total	14,739,530	688,931	726,509	726,509	634,263

REVENUES

<u>Account</u>	<u>2013 Actual</u>	<u>2014 Actual</u>	<u>2015 Adopted Budget</u>	<u>2015 Amended Budget</u>	<u>2016 Executive Recommendation</u>
3600 - Intra-fund Revenues	930,390	749,087	726,509	726,509	634,263
Division Total	930,390	749,087	726,509	726,509	634,263

Department Expense Total 14,739,530 688,931 726,509 726,509 634,263

Department Revenue Total 930,390 749,087 726,509 726,509 634,263

GENERAL FUND

Department 9030 Social Security
Division 3850 Social Security

EXPENSES

<u>Account</u>	<u>2013 Actual</u>	<u>2014 Actual</u>	<u>2015 Adopted Budget</u>	<u>2015 Amended Budget</u>	<u>2016 Executive Recommendation</u>
8010 - Social Security/FICA	4,020,173	-	-	-	-
Division Total	4,020,173	-	-	-	-
Department Expense Total	4,020,173	-	-	-	-

GENERAL FUND

Department 9050 Unemployment
 Division 3900 Unemployment

EXPENSES

<u>Account</u>	<u>2013 Actual</u>	<u>2014 Actual</u>	<u>2015 Adopted Budget</u>	<u>2015 Amended Budget</u>	<u>2016 Executive Recommendation</u>
8090 - Unemployment Insurance	852,982	191,961	201,000	201,000	186,600
Division Total	<u>852,982</u>	<u>191,961</u>	<u>201,000</u>	<u>201,000</u>	<u>186,600</u>

REVENUES

<u>Account</u>	<u>2013 Actual</u>	<u>2014 Actual</u>	<u>2015 Adopted Budget</u>	<u>2015 Amended Budget</u>	<u>2016 Executive Recommendation</u>
3600 - Intra-fund Revenues	10,667	-	-	-	-
Division Total	<u>10,667</u>	<u>-</u>	<u>-</u>	<u>-</u>	<u>-</u>

Department Expense Total	852,982	191,961	201,000	201,000	186,600
Department Revenue Total	10,667	-	-	-	-

GENERAL FUND

Department 9089 Other Employee Benefits

Division 4100 Other Employee Benefits

EXPENSES

<u>Account</u>	2013 <u>Actual</u>	2014 <u>Actual</u>	2015 <u>Adopted Budget</u>	2015 <u>Amended Budget</u>	2016 <u>Executive Recommendation</u>
1420 - Contractual Pays	879,958	695,175	625,000	625,000	675,000
2000 - Office Equipment	-	335	3,000	3,000	-
2200 - Computer Equipment	-	-	800	800	-
4300 - Professional Services	15,435	10,242	-	-	-
8010 - Social Security/FICA	(239)	118,363	93,693	93,693	100,000
8020 - Health Insurance	179,250	2,757	205,000	205,000	200,000
8060 - Employee Payments	698,671	785,379	785,000	785,000	795,000
Division Total	1,773,074	1,612,251	1,712,493	1,712,493	1,770,000

Division 4101 Retiree Health

EXPENSES

<u>Account</u>	2013 <u>Actual</u>	2014 <u>Actual</u>	2015 <u>Adopted Budget</u>	2015 <u>Amended Budget</u>	2016 <u>Executive Recommendation</u>
8010 - Social Security/FICA	-	7,019	-	-	-
8020 - Health Insurance	738,108	732,486	-	-	-
Division Total	738,108	739,505	-	-	-

Department Expense Total	2,511,182	2,351,756	1,712,493	1,712,493	1,770,000
---------------------------------	------------------	------------------	------------------	------------------	------------------

GENERAL FUND

Department 9730 Bond Anticipation Notes

Division 4200 Bond Anticipation Notes

EXPENSES

<u>Account</u>	<u>2013 Actual</u>	<u>2014 Actual</u>	<u>2015 Adopted Budget</u>	<u>2015 Amended Budget</u>	<u>2016 Executive Recommendation</u>
6000 - Debt Principal	210,500	98,483	210,000	210,000	275,000
7000 - Debt Interest	136,307	110,133	140,000	140,000	150,000
Division Total	346,807	208,616	350,000	350,000	425,000

REVENUES

<u>Account</u>	<u>2013 Actual</u>	<u>2014 Actual</u>	<u>2015 Adopted Budget</u>	<u>2015 Amended Budget</u>	<u>2016 Executive Recommendation</u>
3280 - Misc Local Sources	85,640	78,310	-	-	-
Division Total	85,640	78,310	-	-	-

Department Expense Total	346,807	208,616	350,000	350,000	425,000
Department Revenue Total	85,640	78,310	-	-	-

GENERAL FUND

Department 9900 Undistributed Revenues

Division 9900 Undistributed

REVENUES

<u>Account</u>	<u>2013 Actual</u>	<u>2014 Actual</u>	<u>2015 Adopted Budget</u>	<u>2015 Amended Budget</u>	<u>2016 Executive Recommendation</u>
3700 - Appropriated Fund Balance	-	-	18,965,400	18,965,400	15,623,624
3900 - Appropriated Reserves	-	-	-	-	200,000
 Division Total	 -	 -	 18,965,400	 18,965,400	 15,823,624
 Department Revenues Total	 -	 -	 18,965,400	 18,965,400	 15,823,624

GENERAL FUND

Department 9901 Interfund Transfer

Division 4600 Interfund Transfer

EXPENSES

<u>Account</u>	<u>2013 Actual</u>	<u>2014 Actual</u>	<u>2015 Adopted Budget</u>	<u>2015 Amended Budget</u>	<u>2016 Executive Recommendation</u>
9000 - Interfund Transfers	-	-	-	275,000	-
Division Total	-	-	-	275,000	-
Department Expense Total	-	-	-	275,000	-
GENERAL FUND EXPENSE TOTAL	282,414,085	267,636,162	288,406,446	292,066,070	284,013,370
GENERAL FUND REVENUE TOTAL	299,533,502	263,248,656	288,406,446	289,497,427	284,013,370

SPECIAL GRANTS FUND

Department 6290 Job Training Administration

Division 2941 Administration

EXPENSES

<u>Account</u>	2013 Actual	2014 Actual	2015 Adopted Budget	2015 Amended Budget	2016 Executive Recommendation
1300 - Regular Pay	396,420	450,733	463,765	463,765	473,912
1400 - Part Time Pay	4,856	109	28,857	28,857	30,000
1420 - Contractual Pays	6,500	6,500	7,500	7,500	26,820
2200 - Computer Equipment	1,140	-	-	-	3,750
2300 - Other Equipment	2,141	-	-	-	-
4000 - Supplies	2,535	3,488	5,000	6,100	4,300
4300 - Professional Services	1,349	7,721	42,700	54,700	47,650
4570 - Leases/Rental	-	-	25,000	23,900	-
4580 - Conference Expenses	5,131	4,701	5,000	5,000	6,000
4590 - Travel	2,161	2,381	2,500	2,500	2,750
4600 - Misc Contractual Expense	5,484	4,955	6,550	6,550	4,350
4670 - Communication Expenses	7,300	4,733	7,850	7,850	7,850
4690 - Maintenance	454	500	500	500	500
4750 - Intra-County Charges	2,951	4,970	7,000	7,000	4,750
8000 - Retirement	77,211	87,107	97,818	97,818	81,994
8010 - Social Security/FICA	31,472	34,583	38,259	38,259	44,785
8020 - Health Insurance	101,319	129,577	124,152	124,152	128,555
8060 - Employee Payments	11,991	13,602	4,591	4,591	14,500
8100 - Workers' Compensation	-	9,991	7,000	7,000	7,750
8150 - Other Benefits	1,043	1,111	1,000	1,000	1,420
Division Total	661,459	766,763	875,042	887,042	891,636

REVENUES

<u>Account</u>	2013 Actual	2014 Actual	2015 Adopted Budget	2015 Amended Budget	2016 Executive Recommendation
3290 - Interfund Revenues	-	-	-	-	70,950
3300 - State Aid	48,059	54,695	52,300	52,300	61,722
3400 - Federal Aid	617,750	701,450	822,742	822,742	884,482
Division Total	665,809	756,145	875,042	875,042	1,017,154

Department Expense Total	661,459	766,763	875,042	887,042	891,636
Department Revenue Total	665,809	756,145	875,042	875,042	1,017,154

SPECIAL GRANTS FUND

Department 6290 Job Training Administration

Division 2941 Administration

DEPARTMENT POSITION SUMMARY

<u>Title</u>	<u># of Positions</u>	<u>Total Salary</u>
ADMINISTRATIVE AIDE/TYPIST	1	42,630
DEP DIR EMPLOYMENT & TRAINING	1	61,880
DIR EMPLOYMENT & TRAINING	1	72,002
DISABILITY RESOURCE COORD	1	53,066
EMPLOY AND TRAINING COORD	3	151,368
WORK FRCE DEV ASSESSOR	1	41,544
WORK FRCE DEV COORD	1	51,422
Total Benefited Positions	<u>9</u>	<u>473,912</u>

SPECIAL GRANTS FUND

Department 6291 Job Training Participant Support
 Division 2961 Participant Support

EXPENSES

<u>Account</u>	<u>2013 Actual</u>	<u>2014 Actual</u>	<u>2015 Adopted Budget</u>	<u>2015 Amended Budget</u>	<u>2016 Executive Recommendation</u>
4600 - Misc Contractual Expense	4,500	6,000	6,000	6,000	6,000
Division Total	<u>4,500</u>	<u>6,000</u>	<u>6,000</u>	<u>6,000</u>	<u>6,000</u>

REVENUES

<u>Account</u>	<u>2013 Actual</u>	<u>2014 Actual</u>	<u>2015 Adopted Budget</u>	<u>2015 Amended Budget</u>	<u>2016 Executive Recommendation</u>
3400 - Federal Aid	23,750	5,150	6,000	6,000	6,000
Division Total	<u>23,750</u>	<u>5,150</u>	<u>6,000</u>	<u>6,000</u>	<u>6,000</u>

Department Expense Total	4,500	6,000	6,000	6,000	6,000
Department Revenue Total	23,750	5,150	6,000	6,000	6,000

SPECIAL GRANTS FUND

Department 8668 Rehabilitation Loans & Grants

Division 3751 CDBG Grants

EXPENSES

<u>Account</u>	<u>2013 Actual</u>	<u>2014 Actual</u>	<u>2015 Adopted Budget</u>	<u>2015 Amended Budget</u>	<u>2016 Executive Recommendation</u>
4600 - Misc Contractual Expense	400	521,193	300,400	300,400	500,400
Division Total	400	521,193	300,400	300,400	500,400

REVENUES

<u>Account</u>	<u>2013 Actual</u>	<u>2014 Actual</u>	<u>2015 Adopted Budget</u>	<u>2015 Amended Budget</u>	<u>2016 Executive Recommendation</u>
3240 - Use of Money & Property	4,214	3,642	3,710	3,710	4,900
3400 - Federal Aid	-	520,793	300,000	300,000	500,000
Division Total	4,214	524,435	303,710	303,710	504,900

Division 3752 Economic Development

EXPENSES

<u>Account</u>	<u>2013 Actual</u>	<u>2014 Actual</u>	<u>2015 Adopted Budget</u>	<u>2015 Amended Budget</u>	<u>2016 Executive Recommendation</u>
4600 - Misc Contractual Expense	27,926	-	-	-	-
Division Total	27,926	-	-	-	-

REVENUES

<u>Account</u>	<u>2013 Actual</u>	<u>2014 Actual</u>	<u>2015 Adopted Budget</u>	<u>2015 Amended Budget</u>	<u>2016 Executive Recommendation</u>
3400 - Federal Aid	27,926	-	-	-	-
Division Total	27,926	-	-	-	-

SPECIAL GRANTS FUND

Department 9789 Other Long Term Debt

Division 3760 Section 108 Loans

EXPENSES

<u>Account</u>	<u>2013 Actual</u>	<u>2014 Actual</u>	<u>2015 Adopted Budget</u>	<u>2015 Amended Budget</u>	<u>2016 Executive Recommendation</u>
6000 - Debt Principal	-	-	60,000	60,000	-
7000 - Debt Interest	5,398	4,414	4,500	4,500	4,500
Division Total	5,398	4,414	64,500	64,500	4,500

REVENUES

<u>Account</u>	<u>2013 Actual</u>	<u>2014 Actual</u>	<u>2015 Adopted Budget</u>	<u>2015 Amended Budget</u>	<u>2016 Executive Recommendation</u>
3400 - Federal Aid	-	-	61,190	61,190	-
Division Total	-	-	61,190	61,190	-

Department Expense Total	5,398	4,414	64,500	64,500	4,500
Department Revenue Total	-	-	61,190	61,190	-

SPECIAL GRANT FUND EXPENSE TOTAL	1,849,668	2,309,372	2,123,684	2,623,684	2,712,229
SPECIAL GRANT FUND REVENUE TOTAL	1,839,506	2,289,769	2,123,684	2,623,684	2,712,229

COUNTY ROAD FUND

Department 5010 Highway Administration
 Division 5010 Highway Admin

EXPENSES

<u>Account</u>	<u>2013 Actual</u>	<u>2014 Actual</u>	<u>2015 Adopted Budget</u>	<u>2015 Amended Budget</u>	<u>2016 Executive Recommendation</u>
1300 - Regular Pay	136,750	96,516	98,585	98,585	100,193
1410 - Overtime Pay	112	-	-	-	-
1420 - Contractual Pays	5,086	3,500	3,500	3,500	3,000
4000 - Supplies	4,222	-	-	-	-
4570 - Leases/Rental	5,000	17,071	20,000	20,000	15,000
4580 - Conference Expenses	2,427	2,294	11,071	11,071	11,000
4590 - Travel	611	373	600	600	600
4600 - Misc Contractual Expense	665	210	820	820	924
4750 - Intra-County Charges	-	-	-	-	-
8000 - Retirement	-	963,831	961,194	961,194	858,476
8010 - Social Security/FICA	363,217	373,421	425,189	425,189	439,536
8020 - Health Insurance	1,500	1,666,832	1,441,642	1,441,642	1,485,522
8060 - Employee Payments	36,184	36,434	32,625	32,625	37,300
Division Total	555,775	3,160,480	2,995,226	2,995,226	2,951,551
Department Expense Total	555,775	3,160,480	2,995,226	2,995,226	2,951,551

DEPARTMENT POSITION SUMMARY

<u>Title</u>	<u># of Positions</u>	<u>Total Salary</u>
COMM PUBLIC WORKS	1	100,193
Total Benefited Positions	1	100,193

COUNTY ROAD FUND

Department 5020 Engineering
 Division 5020 Engineering

EXPENSES

<u>Account</u>	<u>2013 Actual</u>	<u>2014 Actual</u>	<u>2015 Adopted Budget</u>	<u>2015 Amended Budget</u>	<u>2016 Executive Recommendation</u>
1300 - Regular Pay	306,001	317,661	333,774	333,774	343,041
1400 - Part Time Pay	8,050	6,460	8,140	9,500	9,600
1410 - Overtime Pay	6,980	5,272	5,500	5,500	5,000
4000 - Supplies	-	187	-	3,000	-
4300 - Professional Services	528	-	32,700	32,700	32,700
4570 - Leases/Rental	17,200	22,673	40,000	40,000	35,000
4580 - Conference Expenses	1,895	1,805	2,085	1,995	2,085
4590 - Travel	-	-	-	90	150
4600 - Misc Contractual Expense	14,433	5,476	73,200	20,200	15,700
4690 - Maintenance	-	-	500	500	500
8020 - Health Insurance	750	250	-	-	-
8060 - Employee Payments	1,500	1,500	1,500	1,500	1,500
Division Total	357,338	361,283	497,399	448,759	445,276
Department Expense Total	357,338	361,283	497,399	448,759	445,276

DEPARTMENT POSITION SUMMARY

<u>Title</u>	<u># of Positions</u>	<u>Total Salary</u>
AST CIVIL ENGINEER	1	55,416
CIVIL ENGINEER	1	62,915
SR ENGINEER	1	94,733
SR ENGINEERING AIDE	1	51,970
STORMWATER MGT SPEC II	1	78,008
Total Benefited Positions	5	343,041

COUNTY ROAD FUND

Department 5110 Maintenance of Roads & Bridges

Division 5110 Maintenance of Roads & Bridges

DEPARTMENT POSITION SUMMARY

<u>Title</u>	<u># of Positions</u>	<u>Total Salary</u>
BRIDGE CREW LEADER	1	51,219
BRIDGE SUPERVISOR	1	63,893
CARPENTER	1	48,264
CEO I	2	90,157
CEO II	1	38,879
CONSTRUCTION EQUIPMNT OPER I	20	910,653
CONSTRUCTION EQUIPMNT OPER II	18	870,495
EQUIPMENT MAINTENANCE LEADER	1	48,358
HIGHWAY MAINTENANCE SPECIALIST	2	114,966
HWYS & BRIDGES FIELD OP MGR	1	88,406
MOTOR EQUIPMENT OPERATOR	32	1,222,268
PUBLIC WORKS DISPATCHER	1	51,398
ROAD MAINTENANCE LEADER	11	566,231
SECTION SUPERVISOR	4	256,770
TREE MAINTENANCE LEADER	2	94,398
Total Benefited Positions	<u>98</u>	<u>4,516,356</u>

COUNTY ROAD FUND

Department 5142 Snow Removal

Division 5142 Snow Removal

EXPENSES

<u>Account</u>	<u>2013 Actual</u>	<u>2014 Actual</u>	<u>2015 Adopted Budget</u>	<u>2015 Amended Budget</u>	<u>2016 Executive Recommendation</u>
1300 - Regular Pay	1,250,838	1,156,631	1,441,182	1,441,182	1,491,130
1410 - Overtime Pay	268,719	284,942	286,500	286,500	295,095
1420 - Contractual Pays	985	27,452	25,700	25,700	28,000
4100 - Road/Highway Materials	887,089	989,540	825,000	1,100,000	1,100,000
4200 - Building Maint & Repair	147,630	130,940	144,230	144,230	108,798
4570 - Leases/Rental	402,956	743,594	925,000	925,000	750,000
Division Total	2,958,216	3,333,098	3,647,612	3,922,612	3,773,023

REVENUES

<u>Account</u>	<u>2013 Actual</u>	<u>2014 Actual</u>	<u>2015 Adopted Budget</u>	<u>2015 Amended Budget</u>	<u>2016 Executive Recommendation</u>
3200 - Intergovernmental Charges	60,352	102,750	125,000	125,000	125,000
3600 - Intra-fund Revenues	149,206	42,580	-	-	-
Division Total	209,558	145,330	125,000	125,000	125,000

Department Expense Total 2,958,216 3,333,098 3,647,612 3,922,612 3,773,023

Department Revenue Total 209,558 145,330 125,000 125,000 125,000

COUNTY ROAD FUND

Department 9900 Undistributed Revenues

Division 9900 Undistributed

REVENUES

<u>Account</u>	<u>2013 Actual</u>	<u>2014 Actual</u>	<u>2015 Adopted Budget</u>	<u>2015 Amended Budget</u>	<u>2016 Executive Recommendation</u>
3700 - Appropriated Fund Balance	-	-	-	-	250,000
Division Total	-	-	-	-	250,000
Department Revenue Total	-	-	-	-	250,000

COUNTY ROAD FUND EXPENSE TOTAL	12,275,614	17,692,055	19,457,065	20,199,030	18,699,130
---	------------	------------	------------	------------	------------

COUNTY ROAD FUND REVENUE TOTAL	12,029,139	15,162,133	19,457,065	20,196,481	18,699,130
---	------------	------------	------------	------------	------------

ROAD MACHINERY FUND

Department 5130 Machinery

Division 5130 Machinery

EXPENSES

<u>Account</u>	2013 <u>Actual</u>	2014 <u>Actual</u>	2015 <u>Adopted Budget</u>	2015 <u>Amended Budget</u>	2016 <u>Executive Recommendation</u>
1300 - Regular Pay	1,005,099	1,029,428	1,066,367	1,066,367	1,090,964
1410 - Overtime Pay	133,592	146,877	122,750	122,750	151,125
1420 - Contractual Pays	7,380	14,846	74,500	74,500	73,250
2200 - Computer Equipment	-	-	-	-	-
2300 - Other Equipment	40,793	6,408	6,450	294,479	37,100
4000 - Supplies	1,096,406	1,275,762	1,450,000	1,475,642	1,364,295
4100 - Road/Highway Materials	21,336	19,208	40,000	40,000	-
4200 - Building Maint & Repair	-	-	-	-	-
4300 - Professional Services	63,765	74,056	14,000	14,000	12,000
4570 - Leases/Rental	22,483	15,870	20,000	20,000	12,000
4600 - Misc Contractual Expense	2,930	2,533	5,000	5,000	2,500
4670 - Communication Expenses	-	92,445	116,104	116,104	130,000
4690 - Maintenance	64,106	108,155	65,000	65,000	85,000
8000 - Retirement	-	228,045	211,743	211,743	188,752
8010 - Social Security/FICA	86,330	89,716	96,667	96,667	100,624
8020 - Health Insurance	750	349,961	304,481	304,481	314,245
8060 - Employee Payments	6,900	5,492	8,635	8,635	5,112
Division Total	2,551,871	3,458,801	3,601,697	3,915,368	3,566,967

REVENUES

<u>Account</u>	2013 <u>Actual</u>	2014 <u>Actual</u>	2015 <u>Adopted Budget</u>	2015 <u>Amended Budget</u>	2016 <u>Executive Recommendation</u>
3000 - Real Property Taxes	153,598	-	-	-	-
3240 - Use of Money & Property	2,483,000	-	5,476,000	1,000	-
3270 - Sale of Property & Compensa	120,124	78,846	41,000	41,000	41,000
3280 - Misc Local Sources	1	-	-	-	-
3290 - Interfund Revenues	-	4,483,157	-	5,475,000	4,650,000
3300 - State Aid	-	-	-	219,940	-
Division Total	2,756,723	4,562,003	5,517,000	5,736,940	4,691,000

Department Expense Total	2,551,871	3,458,801	3,601,697	3,915,368	3,566,967
Department Revenue Total	2,756,723	4,562,003	5,517,000	5,736,940	4,691,000

ROAD MACHINERY FUND

Department 5130 Machinery

Division 5130 Machinery

DEPARTMENT POSITION SUMMARY

<u>Title</u>	<u># of Positions</u>	<u>Total Salary</u>
AUTOMOTIVE MECHANIC I	2	101,582
AUTOMOTIVE MECHANIC II	12	604,143
AUTOMOTIVE PARTS CLERK	1	48,776
GARAGE SUPERVISOR	1	66,920
MACHINIST	1	46,162
SIGN MAKER	1	43,969
WELDER	4	179,412
Total Benefited Positions	<u>22</u>	<u>1,090,964</u>

ROAD MACHINERY FUND

Department 9901 Interfund Transfer

Division 4600 Interfund Transfer

EXPENSES

<u>Account</u>	<u>2013 Actual</u>	<u>2014 Actual</u>	<u>2015 Adopted Budget</u>	<u>2015 Amended Budget</u>	<u>2016 Executive Recommendation</u>
9000 - Interfund Transfers	-	-	2,017,303	2,017,303	1,112,033
Division Total	-	-	2,017,303	2,017,303	1,112,033
Department Expense Total	-	-	2,017,303	2,017,303	1,112,033
ROAD MACHINERY FUND EXPENSE TOTAL	2,974,242	3,617,342	5,953,000	6,279,229	4,991,000
ROAD MACHINERY FUND REVENUE TOTAL	3,001,153	4,841,743	5,953,000	6,172,940	4,991,000

SELF INSURANCE FUND

Department 1710 Self Insurance Administration

Division 1332 Workers' Comp Admin

EXPENSES

<u>Account</u>	<u>2013 Actual</u>	<u>2014 Actual</u>	<u>2015 Adopted Budget</u>	<u>2015 Amended Budget</u>	<u>2016 Executive Recommendation</u>
1300 - Regular Pay	399,728	83,085	131,536	131,536	154,422
1400 - Part Time Pay	13,267	158	-	-	-
1420 - Contractual Pays	13,000	14,450	8,000	8,000	8,000
2000 - Office Equipment	1,922	-	-	-	-
4000 - Supplies	3,859	1,448	1,000	1,000	800
4300 - Professional Services	684,177	945,698	930,400	930,400	958,159
4570 - Leases/Rental	29,988	5,969	6,848	6,848	4,848
4580 - Conference Expenses	1,839	2,078	1,500	1,500	2,000
4590 - Travel	551	317	500	500	500
4600 - Misc Contractual Expense	10,374	920	2,300	2,300	1,305
4750 - Intra-County Charges	19,785	6,452	5,975	5,975	-
4850 - Workers' Comp	1,316,778	952,843	1,195,152	1,195,152	1,151,498
8000 - Retirement	90,522	18,917	26,118	26,118	26,717
8010 - Social Security/FICA	31,071	6,888	10,675	10,675	12,425
8020 - Health Insurance	138,531	40,763	36,551	36,551	28,568
Division Total	2,755,392	2,079,986	2,356,555	2,356,555	2,349,242

REVENUES

<u>Account</u>	<u>2013 Actual</u>	<u>2014 Actual</u>	<u>2015 Adopted Budget</u>	<u>2015 Amended Budget</u>	<u>2016 Executive Recommendation</u>
3270 - Sale of Property & Compensa	8,134	-	-	-	-
3280 - Misc Local Sources	-	24,995	2,000	2,000	-
3290 - Interfund Revenues	20,726	27,554	-	-	28,000
Division Total	28,860	52,549	2,000	2,000	28,000

Division 1333 Workers' Comp Admin Reserve

EXPENSES

<u>Account</u>	<u>2013 Actual</u>	<u>2014 Actual</u>	<u>2015 Adopted Budget</u>	<u>2015 Amended Budget</u>	<u>2016 Executive Recommendation</u>
4300 - Professional Services	1,675	965	1,500	1,500	1,000
4850 - Workers' Comp	246,512	379,560	355,000	355,000	410,000
Division Total	248,187	380,526	356,500	356,500	411,000

SELF INSURANCE FUND

Department 1710 Self Insurance Administration
 Division 1333 Workers' Comp Admin Reserve

REVENUES

<u>Account</u>	<u>2013 Actual</u>	<u>2014 Actual</u>	<u>2015 Adopted Budget</u>	<u>2015 Amended Budget</u>	<u>2016 Executive Recommendation</u>
3280 - Misc Local Sources	445	2,073	5,000	5,000	2,000
Division Total	<u>445</u>	<u>2,073</u>	<u>5,000</u>	<u>5,000</u>	<u>2,000</u>
Department Expense Total	3,003,578	2,460,511	2,713,055	2,713,055	2,760,242
Department Revenue Total	29,305	54,622	7,000	7,000	30,000

DEPARTMENT POSITION SUMMARY

<u>Title</u>	<u># of Positions</u>	<u>Total Salary</u>
COUNTY INSURANCE OFFICER	1	84,517
SR COMPENSATION CLAIMS EXMNER	1	50,261
Total Benefited Positions	<u>2</u>	<u>134,778</u>

SELF INSURANCE FUND

Department 1720 Benefits and Awards

Division 1351 Indemnity

EXPENSES

<u>Account</u>	<u>2013 Actual</u>	<u>2014 Actual</u>	<u>2015 Adopted Budget</u>	<u>2015 Amended Budget</u>	<u>2016 Executive Recommendation</u>
4850 - Workers' Comp	-	261,569	395,000	4,645,000	4,895,000
Division Total	-	261,569	395,000	4,645,000	4,895,000

REVENUES

<u>Account</u>	<u>2013 Actual</u>	<u>2014 Actual</u>	<u>2015 Adopted Budget</u>	<u>2015 Amended Budget</u>	<u>2016 Executive Recommendation</u>
3280 - Misc Local Sources	495,347	454,445	500,000	500,000	450,000
Division Total	495,347	454,445	500,000	500,000	450,000

Division 1352 Medical

EXPENSES

<u>Account</u>	<u>2013 Actual</u>	<u>2014 Actual</u>	<u>2015 Adopted Budget</u>	<u>2015 Amended Budget</u>	<u>2016 Executive Recommendation</u>
4850 - Workers' Comp	6,504,982	6,611,249	6,506,000	2,256,000	2,301,000
Division Total	6,504,982	6,611,249	6,506,000	2,256,000	2,301,000

REVENUES

<u>Account</u>	<u>2013 Actual</u>	<u>2014 Actual</u>	<u>2015 Adopted Budget</u>	<u>2015 Amended Budget</u>	<u>2016 Executive Recommendation</u>
3200 - Intergovernmental Charges	8,785,687	8,631,330	8,917,055	8,917,055	9,299,337
3240 - Use of Money & Property	36,799	19,099	40,000	40,000	20,000
3280 - Misc Local Sources	161,423	173,834	150,000	150,000	150,000
3290 - Interfund Revenues	-	-	-	-	6,905
Division Total	8,983,909	8,824,264	9,107,055	9,107,055	9,476,242

Department Expense Total **6,504,982** **6,872,817** **6,901,000** **6,901,000** **7,196,000**

Department Revenue Total **9,479,255** **9,278,709** **9,607,055** **9,607,055** **9,926,242**

SELF INSURANCE FUND

SELF INSURANCE FUND EXPENSE TOTAL	9,508,560	9,333,329	9,614,055	9,614,055	9,956,242
SELF INSURANCE FUND REVENUE TOTAL	9,508,560	9,333,331	9,614,055	9,614,055	9,956,242

DEBT SERVICE FUND

Department 9710 Serial Bonds

Division 4450 Serial Bonds

EXPENSES

<u>Account</u>	2013 <u>Actual</u>	2014 <u>Actual</u>	2015 <u>Adopted Budget</u>	2015 <u>Amended Budget</u>	2016 <u>Executive Recommendation</u>
6000 - Debt Principal	6,448,573	6,838,500	5,895,000	5,895,000	6,583,600
7000 - Debt Interest	3,435,390	3,240,544	3,074,464	3,074,464	3,046,333
Division Total	9,883,963	10,079,044	8,969,464	8,969,464	9,629,933

REVENUES

<u>Account</u>	2013 <u>Actual</u>	2014 <u>Actual</u>	2015 <u>Adopted Budget</u>	2015 <u>Amended Budget</u>	2016 <u>Executive Recommendation</u>
3000 - Real Property Taxes	7,493,035	9,293,763	8,461,964	8,461,964	9,379,933
3240 - Use of Money & Property	1,253	330	7,500	7,500	-
3290 - Interfund Revenues	16,547	77,564	-	-	-
3520 - Interfund Transfers In	864,705	-	-	-	-
Division Total	8,375,540	9,371,658	8,469,464	8,469,464	9,379,933

Department Expense Total	9,883,963	10,079,044	8,969,464	8,969,464	9,629,933
Department Revenue Total	8,375,540	9,371,658	8,469,464	8,469,464	9,379,933

DEBT SERVICE FUND

Department 9900 Undistributed Revenues

Division 9900 Undistributed

REVENUES

<u>Account</u>	<u>2013 Actual</u>	<u>2014 Actual</u>	<u>2015 Adopted Budget</u>	<u>2015 Amended Budget</u>	<u>2016 Executive Recommendation</u>
3700 - Appropriated Fund Balance	-	-	500,000	500,000	250,000
Division Total	-	-	500,000	500,000	250,000
Department Revenue Total	-	-	500,000	500,000	250,000
 DEBT SERVICE FUND EXPENSE TOTAL	 9,883,963	 10,079,044	 8,969,464	 8,969,464	 9,629,933
 DEBT SERVICE FUND REVENUE TOTAL	 8,375,540	 9,371,658	 8,969,464	 8,969,464	 9,629,933

OVERALL TOTALS

EXPENSES

<u>Fund</u>	2013 <u>Actual</u>	2014 <u>Actual</u>	2015 <u>Adopted Budget</u>	2015 <u>Amended Budget</u>	2016 <u>Executive Recommendation</u>
GENERAL FUND	282,414,085	267,636,162	288,406,446	292,066,070	284,013,370
SPECIAL GRANT FUND	1,849,668	2,309,372	2,123,684	2,623,684	2,712,229
COUNTY ROAD FUND	12,275,614	17,692,055	19,457,065	20,199,030	18,699,130
ROAD MACHINERY FUND	2,974,242	3,617,342	5,953,000	6,279,229	4,991,000
SELF INSURANCE FUND	9,508,560	9,333,329	9,614,055	9,614,055	9,956,242
DEBT SERVICE FUND	9,883,963	10,079,044	8,969,464	8,969,464	9,629,933
EXPENSE TOTAL	318,906,132	310,667,304	334,523,714	339,751,532	330,001,904

REVENUES

<u>Fund</u>	2013 <u>Actual</u>	2014 <u>Actual</u>	2015 <u>Adopted Budget</u>	2015 <u>Amended Budget</u>	2016 <u>Executive Recommendation</u>
GENERAL FUND	299,533,502	263,248,656	288,406,446	289,497,427	284,013,370
SPECIAL GRANT FUND	1,839,506	2,289,769	2,123,684	2,623,684	2,712,229
COUNTY ROAD FUND	12,029,139	15,162,133	19,457,065	20,196,481	18,699,130
ROAD MACHINERY FUND	3,001,153	4,841,743	5,953,000	6,172,940	4,991,000
SELF INSURANCE FUND	9,508,560	9,333,331	9,614,055	9,614,055	9,956,242
DEBT SERVICE FUND	8,375,540	9,371,658	8,969,464	8,969,464	9,629,933
REVENUE TOTAL	334,287,401	304,247,289	334,523,714	337,074,051	330,001,904

A1040

Clerk of Legislative Board

Division	Position #	Title	2015 Adopted	2016 Department Request	2016 Executive Recommended
1006					
	10401010	CLERK LEG	76,303	77,830	77,830
	10401020	DEP CLK LE	53,146	54,203	54,203
	10401050	DEP CLK LE	62,425	63,677	63,677
	10401060	SR LEG EMP	52,030	53,068	53,068
	10401101	LEG EMP	47,783	48,742	48,742
	10401105	LEG FS ANL	<u>40,951</u>	<u>41,773</u>	<u>41,773</u>
		Total Full Time Salary	332,638	339,293	339,293
	10401110	LEG COUNS	45,000	45,900	45,900
	10401115	LEG COUNS	30,000	30,600	30,600
	10401120	MIN COUNS	<u>30,000</u>	<u>30,600</u>	<u>30,600</u>
		Benefited Part-Time Salary	105,000	107,100	107,100
		Division Total	<u>437,638</u>	<u>446,393</u>	<u>446,393</u>
		Department Total	437,638	446,393	446,393
		Total Benefited Employees	9	9	9

A1110

Court Security

Division	Position #	Title	2015 Adopted	2016 Executive Recommended
1016				
		Other Part Time Pay	<u>32,000</u>	<u>35,000</u>
		Division Total	<u>32,000</u>	<u>35,000</u>
		Department Total	32,000	35,000
		Total Benefited Employees	0	0

District Attorney

Division	Position #	Title	2015 Adopted	2016 Department Request	2016 Executive Recommended
1031					
	11651002	DA	167,298	167,298	167,298
	11651020	AST DA	90,656	92,464	92,464
	11651022	AST DA	91,862	93,707	93,707
	11651023	AST DA	81,808	83,437	83,437
	11651025	AST DA	76,254	77,778	77,778
	11651055	AST DA	60,784	62,008	62,008
	11651070	AST DA	57,477	58,354	58,628
	11651100	AST DA	99,681	101,673	101,673
	11651200	AST DA	88,610	90,382	90,382
	11651201	AST DA	81,174	82,800	82,800
	11651202	RECEPT/T	35,042	35,700	35,700
	11651203	AST DA	77,277	78,822	78,822
	11651204	AST DA	64,073	65,352	65,352
	11651205	AST DA	64,511	65,809	65,809
	11651206	AST DA	64,055	65,334	65,334
	11651208	AST DA	81,829	83,457	83,457
	11651209	AST DA	62,337	63,580	63,580
	11651400	CON SEC DA	53,093	54,152	54,152
	11651402	SR LGL STN	48,104	49,110	49,110
	11651403	LGL SEC DA	42,386	43,879	43,879
	11651404	ADM AST/S	51,065	51,978	51,978
	11651405	ADM AST	45,638	47,422	47,422
	11651407	ADM AST/T	45,638	47,137	47,137
	11651410	AST DA	98,494	100,467	100,467
	11651415	SR CNSM AD	59,158	60,254	60,254
	11651425	AST DA	57,477	58,628	58,628
	11651426	AST DA	57,203	58,354	58,354
	11651431	DA INVEST	43,647	53,257	53,257
	NEW	PARALEGAL	<u>0</u>	<u>52,000</u>	<u>0</u>
		Total Full Time Salary	1,946,631	2,044,593	1,992,867
	11651021	AST DA	36,262	36,262	36,986
	11651024	AST DA	36,657	36,657	37,391
	11651057	AST DA	37,501	37,501	38,246
	11651058	AST DA	31,976	31,976	32,612
	11651059	AST DA	31,856	31,856	32,491
	11651060	AST DA	35,747	35,747	36,460
	11651062	AST DA	32,020	32,020	32,656
	11651065	AST DA	<u>36,756</u>	<u>36,756</u>	<u>37,490</u>
		Benefited Part-Time Salary	278,775	278,775	284,332
		Other Part Time Pay	225,039	225,039	347,727
		Division Total	<u>2,450,445</u>	<u>2,548,407</u>	<u>2,624,926</u>
		Department Total	2,450,445	2,548,407	2,624,926
		Total Benefited Employees	36	37	36

Public Defender

Division	Position #	Title	2015 Adopted	2016 Executive Recommended
1046				
	11701160	AST PD	75,364	76,880
	11701170	AST PD	75,364	76,880
	11701171	AST PD	63,744	0
	11701172	AST PD	64,932	0
	11701180	AST PD	84,170	85,851
	11701185	AST PD	64,603	65,900
	11701187	AST PD	64,603	65,900
	11701188	AST PD	84,170	85,851
	11701189	AST PD	72,824	74,286
	11701200	CON SEC PD	64,128	65,187
	11701202	LEGAL AIDE	39,481	41,247
	11701207	LEGAL AIDE	<u>48,306</u>	<u>49,165</u>
		Total Full Time Salary	801,687	687,147
	11701100	PUB DEF	82,040	83,684
	11701150	AST PD	40,792	33,292
	11701151	AST PD	45,657	37,261
	11701153	AST PD	45,657	37,260
	11701154	AST PD	42,916	43,771
	11701155	AST PD	42,916	43,771
	11701156	AST PD	45,657	37,260
	11701158	AST PD	45,657	37,260
	11701159	AST PD	32,634	33,292
	11701161	AST PD	32,634	33,292
	11701171	AST PD	0	48,767
	11701172	AST PD	0	49,672
	11701186	AST PD	32,634	33,292
	11701210	INVEST PD	<u>35,067</u>	<u>32,080</u>
		Benefited Part-Time Salary	<u>524,260</u>	<u>583,953</u>
		Division Total	1,325,947	1,271,100
1047				
	11701190	DEF BS ADV	52,983	54,006
		Total Full Time Salary	52,983	54,006
		Other Part Time Pay	<u>21,821</u>	<u>22,256</u>
		Division Total	<u>74,804</u>	<u>76,262</u>
		Department Total	1,400,751	1,347,362
		Total Benefited Employees	25	25

A1185

Medical Examiner

Division	Position #	Title	2015 Adopted	2016 Executive Recommended
1061				
	11851001	MEDICAL EX	38,234	38,997
	11851005	DEP MED EX	<u>25,517</u>	<u>26,027</u>
		Benefited Part-Time Salary	63,751	65,024
		Division Total	<u>63,751</u>	<u>65,024</u>
		Department Total	63,751	65,024
		Total Benefited Employees	2	2

A1230

County Executive

Division	Position #	Title	2015 Adopted	2016 Executive Recommended
1072				
	12301020	CO EXEC	133,572	133,572
	12301025	DEP CO EXE	116,745	119,084
	12301027	DEP CO EXE	116,745	119,084
	12301030	DEP CO EXE	116,745	119,084
	12301032	AST DEP CE	82,818	84,480
	12301034	AST DEP CE	64,913	66,210
	12301050	CON SEC CE	<u>52,252</u>	<u>53,294</u>
		Total Full Time Salary	683,791	694,808
		Division Total	<u>683,791</u>	<u>694,808</u>
		Department Total	683,791	694,808
		Total Benefited Employees	7	7

Department of Finance

Division	Position #	Title	2015 Adopted	2016 Executive Recommended
1076				
	13101001	COMM FIN	111,283	113,512
	13101200	DEP COM FN	82,818	87,988
	13101259	JR ACCT	51,478	52,892
	13101261	HD ACC CLK	50,772	51,741
	13101275	ADM AST/T	51,065	51,978
	13101280	AUDITOR	59,158	60,254
	13101298	PR ACC CLK	42,487	38,361
	13101299	DEP COM FN	82,818	84,480
	13101301	FISCAL OFF	72,020	73,354
	13101306	PAY MGR	73,738	75,163
	13101400	JR ACCT	48,215	49,807
	13101403	SR AC/T	40,103	40,888
	13101404	PR ACC CLK	37,772	43,306
	13101405	CON SEC CF	60,656	61,771
	13101406	SR AC/T	39,098	40,007
	13101407	SR AC/T	44,524	45,310
	13101408	FISCAL OFF	71,162	73,315
	13101409	TX SUPV	64,694	66,728
	13101410	ACCOUNTANT	57,419	58,245
	13101411	PR ACC CLK	44,688	45,547
	13101415	FISCAL OFF	70,303	71,637
	13101430	ACCOUNTANT	55,596	57,151
	13101440	SR AC/T	39,860	40,888
	13101901	FIN ANLYS	<u>64,932</u>	<u>67,983</u>
		Total Full Time Salary	1,416,659	1,452,304
		Other Part Time Pay	<u>60,000</u>	<u>46,266</u>
		Division Total	1,476,659	1,498,570
1077				
	13101445	SR CLERK	<u>38,805</u>	<u>32,854</u>
		Total Full Time Salary	<u>38,805</u>	<u>32,854</u>
		Division Total	38,805	32,854

Department of Finance

Division	Position #	Title	2015 Adopted	2016 Executive Recommended
1078				
	13101017	ACE DP DIR	82,818	84,480
	13101900	ACCOUNTANT	60,455	50,139
	13101950	ACE DIR	91,423	93,250
	13101952	FIN ANLYS	<u>66,649</u>	<u>67,983</u>
		Total Full Time Salary	301,345	295,852
		Other Part Time Pay	<u>20,000</u>	<u>16,266</u>
		Division Total	<u>321,345</u>	<u>312,118</u>
		Department Total	1,836,809	1,843,542
		Total Benefited Employees	29	29

A1315

Comptroller

Division	Position #	Title	2015 Adopted	2016 Department Request	2016 Executive Recommended
1082					
	13151001	CMPTR OL CO	101,709	101,709	101,709
	13151002	DEP CMPT	78,026	79,592	79,592
	13151005	SR AUDITOR	75,649	77,632	77,632
	13151006	DIR IAC	63,658	64,930	64,930
	13151010	SR AUDITOR	67,651	67,896	67,896
	13151015	CON SEC CM	51,229	52,252	52,252
	13151308	AUDITOR	68,591	69,844	69,844
	13151404	AUDITOR	<u>60,551</u>	<u>62,887</u>	<u>62,887</u>
		Total Full Time Salary	567,064	576,742	576,742
		Division Total	<u>567,064</u>	<u>576,742</u>	<u>576,742</u>
		Department Total	567,064	576,742	576,742
		Total Benefited Employees	8	8	8

A1340

Budget

Division	Position #	Title	2015 Adopted	2016 Executive Recommended
1095				
	13401001	DEP BG DIR	82,818	84,480
	13401005	DEP BG DIR	82,818	84,480
	13401030	CON SEC BG	<u>52,252</u>	<u>53,295</u>
		Total Full Time Salary	217,888	222,255
		Division Total	<u>217,888</u>	<u>222,255</u>
		Department Total	217,888	222,255
		Total Benefited Employees	3	3

A1345

Purchasing

Division	Position #	Title	2015 Adopted	2016 Executive Recommended
1101				
	13451001	DIR PURCH	76,132	77,648
	13451002	DEP DIR PU	61,935	63,178
	13451003	SR BUYER	47,447	48,361
	13451302	BUYER	45,437	36,007
	13451305	BUYER	42,300	43,190
	13451804	MACH OP	39,536	43,939
	13451815	PR BUYER	53,296	54,755
	13451818	ADM AST/T*	48,196	29,466
	13451820	ACCOUNTANT	58,300	59,396
	13452001	DRIVER/MESSENGER	<u>0</u>	<u>38,458</u>
		Total Full Time Salary	472,579	494,398
		Other Part Time Pay	<u>12,000</u>	<u>0</u>
		Division Total	<u>472,579</u>	<u>494,398</u>
		Department Total	472,579	494,398
		Total Benefited Employees	9	10

*Split with Self Insurance (S1710)

A1355

Real Property

Division	Position #	Title	2015 Adopted	2016 Executive Recommended
1116				
	13551001	DIR RPTSA	76,131	77,648
	13551425	SR TM SPEC	60,565	54,668
	13551427	SR TM SPEC	59,637	61,278
	13551862	RP INFO SP	57,149	58,245
	13551868	RPTS SPEC	<u>52,179</u>	<u>53,202</u>
		Total Full Time Salary	305,660	305,040
		Division Total	<u>305,660</u>	<u>305,040</u>
		Department Total	305,660	305,040
		Total Benefited Employees	5	5

County Clerk

Division	Position #	Title	2015 Adopted	2016 Department Request	2016 Executive Recommended
1131					
	14101001	CO CLERK	101,709	101,709	101,709
	14101102	CON SEC CC	55,048	56,144	56,144
	14101121	ADM AST	49,211	50,261	50,261
	14101125	SR AC CLK	41,176	42,441	42,441
	14101309	ACCOUNTANT	55,596	57,212	57,212
	14101310	ACC CLERK	41,583	42,295	42,295
	14101351	DRIVER/MES	<u>35,042</u>	<u>35,700</u>	<u>35,700</u>
		Total Full Time Salary	379,363	385,762	385,762
		Other Part Time Pay	<u>35,700</u>	<u>35,000</u>	<u>35,000</u>
		Division Total	415,063	420,762	420,762
1132					
	14101020	DEP CO CLK	77,976	79,529	79,529
	14101120	IND CLK/T	36,156	37,703	37,703
	14101135	SR IN CLK	44,524	45,310	45,310
	14101146	SR IN CL/T	40,851	41,692	41,692
	14101151	IND CLK/T	37,161	37,892	37,892
	14101153	SR IN CL/T	40,586	41,591	41,591
	14101155	SR IN CLK	44,090	45,310	45,310
	14101157	IND CLK/T	36,911	37,892	37,892
	14101159	IND CLK/T	36,892	37,892	37,892
	14101171	HEAD CLERK	51,065	51,978	51,978
	14101175	PR CLERK	42,972	43,939	43,939
	14101353	IND CLK/T	37,161	37,892	37,892
	14101380	RECORD CLK	36,102	37,132	37,132
	14101385	IND CLK/T	36,156	37,703	37,703
	14101400	ADM AST/T	50,206	51,810	51,810
	14101401	IND CLK/T	37,161	31,533	31,533
	14101402	IND CLK/T	37,161	37,892	37,892
		Total Full Time Salary	723,131	734,690	734,690
		Other Part Time Pay	<u>13,160</u>	<u>26,878</u>	<u>26,878</u>
		Division Total	736,291	761,568	761,568

County Clerk

Division	Position #	Title	2015 Adopted	2016 Department Request	2016 Executive Recommended
1133					
	14101021	DEP CO CLK	58,793	59,962	59,962
	14101110	SR MV CASH	44,286	45,090	45,090
	14101161	MV CASHIER	42,039	42,788	42,788
	14101164	MV CASHIER	39,281	40,030	40,030
	14101177	MV CASHIER	39,281	40,030	40,030
	14101180	SR MV CASH	46,004	46,808	46,808
	14101181	SR MV CASH	43,135	44,561	44,561
	14101200	MV CASHIER	33,403	35,025	35,025
	14101201	MV CASHIER	42,898	31,863	31,863
	14101203	MV CASHIER	38,477	39,226	39,226
	14101204	MV CASHIER	38,477	39,226	39,226
	14101205	MV CASHIER	36,638	38,131	38,131
	14101206	MV CASHIER	42,039	42,788	42,788
	14101300	MV CASHIER	38,477	40,030	40,030
	14101305	SEC GUARD	48,922	49,820	49,820
	14101410	NEW	<u>0</u>	<u>31,863</u>	<u>0</u>
		Total Full Time Salary	632,149	667,241	635,378
		Other Part Time Pay	<u>91,136</u>	<u>95,538</u>	<u>95,538</u>
		Division Total	723,285	762,779	730,916
1134					
	14101023	DEP CO CLK	65,461	66,777	66,777
	14101026	RECORD CLK	36,905	38,116	38,116
	14101027	RECORD CLK	36,905	37,815	37,815
	14101150	ADM AST/T	46,643	48,000	48,000
	14101152	IND CLK/T	29,908	29,321	29,321
	14101154	PR REC CLK	50,367	51,978	51,978
	14101156	IND CLK/T	37,309	38,696	38,696
	14101209	RECORD CLK	36,905	37,844	37,844
	14101352	DRIVER/MES	34,238	35,555	35,555
	14101360	PR REC MGT	54,883	56,262	56,262
	14101390	ARC PRG TC	<u>38,902</u>	<u>40,645</u>	<u>40,645</u>
		Total Full Time Salary	468,428	481,009	481,009
		Other Part Time Pay	<u>39,481</u>	<u>26,878</u>	<u>26,878</u>
		Division Total	507,909	507,887	507,887
		Department Total	2,382,548	2,452,996	2,421,133
		Total Benefited Employees	50	51	50

County Attorney

Division	Position #	Title	2015 Adopted	2016 Executive Recommended
1146				
	14201001	CO ATTY	111,283	113,512
	14201050	AST CO ATT	82,873	84,535
	14201054	AST CO ATT	79,073	80,659
	14201055	AST CO ATT	66,868	68,202
	14201056	AST CO ATT	66,868	68,202
	14201110	CON SEC CA	50,205	51,211
	14201115	LGL SEC CA	58,610	54,171
	14201120	PARALEGAL	63,538	64,791
	14201125	PARALEGAL	50,598	52,572
	14201130	ADM AIDE/T	41,583	42,938
	14201131	DIS AST CD	70,394	71,801
	14201590	AST CO ATT	<u>60,382</u>	<u>61,588</u>
		Total Full Time Salary	802,275	814,181
	14201053	AST CO ATT	<u>38,628</u>	<u>39,398</u>
		Benefited Part-Time Salary	<u>38,628</u>	<u>39,398</u>
		Division Total	<u>840,903</u>	<u>853,579</u>
		Department Total	840,903	853,579
		Total Benefited Employees	13	13

Personnel

Division	Position #	Title	2015 Adopted	2016 Executive Recommended
1156				
	14301001	PERS OFF	92,885	94,748
	14301100	PERS ANLYS TRN	49,537	50,298
	14301103	PERS AST	40,103	40,888
	14301105	PERS CLK	38,694	39,445
	14301110	PERS ANLYS	52,892	54,861
	14301302	PERS ASST TRN	29,908	42,268
	14301311	PERS AST	40,103	41,316
	14301400	CH PER ANL	77,757	79,182
	14301407	PER TEC SP	45,331	46,296
	14301409	DIR EMP RE	76,405	77,940
	14301410	PR PER ANL	71,235	73,109
	14301412	PR PER ANL	71,235	72,686
	14301413	CON SEC PO	<u>43,702</u>	<u>44,579</u>
		Total Full Time Salary	729,785	757,617
		Other Part Time Pay	<u>11,121</u>	<u>16,000</u>
		Division Total	<u>740,906</u>	<u>773,617</u>
		Department Total	740,906	773,617
		Total Benefited Employees	13	13

Board of Elections

Division	Position #	Title	2015 Adopted	2016 Department Request	2016 Executive Recommended
1176					
	14501001	COMM ELEC	79,435	81,021	81,021
	14501002	COMM ELEC	79,435	81,021	81,021
	14501100	DEP COM EL	61,779	63,012	63,012
	14501300	DEP COM EL	61,779	63,012	63,012
	14501301	ADM AST BE	50,954	51,972	51,972
	14501304	ADM AST BE	50,954	51,972	51,972
	14501404	CH REG CLK	45,766	46,686	46,686
	14501415	CH REG CLK	45,766	46,686	46,686
	14501420	CH REG CLK	45,766	46,686	46,686
	14501421	CH REG CLK	<u>45,766</u>	<u>46,686</u>	<u>46,686</u>
		Total Full Time Salary	567,401	578,754	578,754
		Other Part Time Pay	<u>0</u>	<u>0</u>	<u>0</u>
		Division Total	567,401	578,754	578,754
1177					
	14501422	EL MT SPEC	45,766	46,686	46,686
	14501423	EL MT SPEC	<u>45,766</u>	<u>46,686</u>	<u>46,686</u>
		Total Full Time Salary	91,533	93,373	93,373
		Other Part Time Pay	<u>263,000</u>	<u>400,000</u>	<u>400,000</u>
		Division Total	<u>354,533</u>	<u>493,373</u>	<u>493,373</u>
		Department Total	921,934	1,072,127	1,072,127
		Total Benefited Employees	12	12	12

Public Works Administration

Division	Position #	Title	2015 Adopted	2016 Executive Recommended
1181				
	14901000	ADM SVC MGR*	0	63,744
	14901001	DC DPW FIN	67,471	68,823
	14901002	CON SEC DPW	49,347	62,867
	14901006	DC DPW ADM	82,818	91,295
	14901013	SR AC/T	40,103	40,888
	14901015	PR ACC CLK	44,618	45,547
	14901120	ADM AST	57,378	58,422
	14901122	PR CLERK	43,135	43,939
	14901220	SR AC/T	40,918	42,441
	14901384	SR TYPIST	<u>37,965</u>	<u>43,190</u>
		Total Full Time Salary	463,753	561,158
		Division Total	<u>463,753</u>	<u>561,158</u>
		Department Total	463,753	561,158
		Total Benefited Employees	9	10

*Moved from Department 1620

Buildings and Grounds

Division	Position #	Title	2015 Adopted	2016 Executive Recommended
1191				
	16201000	DC DPW B&G*	75,839	0
	16201002	M&C SUPV	50,772	52,693
	16201003	M&C SUPV	51,015	52,892
	16201004	BLD TR WKR	43,971	38,248
	16201005	BLD MTC SP	46,589	36,122
	16201012	BLD TR WKR	41,607	42,441
	16201013	BLD MTC SP	44,688	45,547
	16201014	BLD TR WKR	34,992	33,489
	16201016	BLD MTC SP	43,885	44,743
	16201019	BLD MTC SP	44,688	46,107
	16201022	M&C SUPV	50,649	51,741
	16201023	BLD MTC SP	44,800	46,296
	16201050	HD CLEANER	37,876	39,317
	16201100	M&C SUPV	48,069	49,183
	16201101	BLD MTC SP	42,880	44,112
	16201102	SR PRJ MGR	73,738	75,563
	16201103	SR BD MT S	51,015	52,892
	16201104	BLD TR WKR	43,665	44,882
	16201105	SR LND MGR	60,017	49,347
	16201107	M&C SUPV	50,772	51,741
	16201108	BLD MTC SP	44,688	45,547
	16201109	HD CLEANER	42,533	43,245
	16201110	CLEANER	37,415	38,732
	16201111	EL C&M SUP	53,641	54,609
	16201112	CLEANER	33,014	33,653
	16201113	CLEANER	35,958	37,015
	16201115	M&C SUPV	48,215	49,934
	16201116	CLEANER	33,014	34,158
	16201120	BLD MTC SP	43,365	44,743
	16201131	BLD TR WKR	35,780	37,447
	16201201	BLD MTC SP	43,885	44,743
	16201202	CLEANER	41,181	41,875
	16201203	CLEANER	32,009	26,254
	16201206	MTC COORD	63,261	65,242
	16201207	CLEANER	32,009	33,653
	16201303	CLEANER	38,020	36,066
	16201304	BLD MTC SP	44,464	45,547
	16201305	BLD MTC SP	43,326	44,743
	16201306	BLD MTC SP	45,317	46,296
	16201307	BLD MTC SP	45,202	39,124
	16201309	BLD MTC SP	43,885	44,743
	16201310	SR BD MT S	50,772	51,741

Buildings and Grounds

Division	Position #	Title	2015 Adopted	2016 Executive Recommended
1191				
	16201311	SR BD MT S	51,923	43,190
	16201313	BLD MTC SP	44,688	46,135
	16201320	BLD MTC SP	42,745	43,738
	16201325	BLD MTC SP	47,447	48,306
	16201330	BLD MTC SP	47,447	48,980
	16201335	BLD TR WKR	39,544	40,888
	16201370	CLEANER	39,196	39,993
	16201371	CLEANER	32,725	33,653
	16201372	BLD MTC SP	43,346	44,743
	16201376	PRJ MGR II	59,717	61,895
	16201378	BLD MTC SP	44,688	46,135
	16201382	BL MT W I	39,664	40,358
	16201386	HD CLEANER	35,791	36,449
	16201389	BLD TR WKR	39,448	40,888
	16201400	BLD MTC SP	<u>47,447</u>	<u>48,306</u>
		Total Full Time Salary	2,568,296	2,500,128
		Other Part Time Pay	<u>37,500</u>	<u>58,250</u>
		Division Total	<u>2,605,796</u>	<u>2,558,378</u>
		Department Total	2,605,796	2,558,378
		Total Benefited Employees	57	56

*Moved to Department 1490

A1640

Central Garage

Division	Position #	Title	2015 Adopted	2016 Executive Recommended
1260				
	16401825	AUT MEC II	44,320	46,346
	16401830	DC DPW FLT	67,471	68,823
	16401835	AUT MEC II	46,374	47,632
	16401840	AUT MEC II	47,586	49,360
	16401845	LD AUT MEC	<u>43,166</u>	<u>43,822</u>
		Total Full Time Salary	248,918	255,984
		Other Part Time Pay	<u>16,500</u>	<u>16,500</u>
		Division Total	<u>265,418</u>	<u>272,484</u>
		Department Total	265,418	272,484
		Total Benefited Employees	5	5

Information Services

Division	Position #	Title	2015 Adopted	2016 Executive Recommended
1291				
	16801001	DIR IS	106,222	108,341
	16801002	TCS CD II	0	72,420
	16801010	AST DIR IS	82,854	84,517
	16801017	CMP OP	51,247	48,033
	16801018	CMP OP	48,297	45,547
	16801019	CMP OP	36,613	43,939
	16801020	TEC AS CD	44,506	46,372
	16801022	NETWRK ADM	64,932	66,229
	16801023	TEC SUP I	56,399	57,496
	16801024	AST DIR IS	87,734	89,834
	16801025	CAP/ANLYST	73,628	75,053
	16801027	CMP AP PRG	72,879	74,304
	16801028	CAP/ANLYST	73,628	75,053
	16801029	TEC SUP I	57,964	59,396
	16801030	AST DIR IS	93,232	95,095
	16801031	HLP DSK TE	52,524	54,586
	16801032	RECEPT/T	0	32,953
	16801033	CAP/ANLYST	73,628	75,521
	16801034	JR ACCT	0	54,609
	16801057	CS REP	58,300	59,396
	16801063	SYS ANLYST	80,589	82,665
	16801066	ADM AST/T	50,206	0
	16801068	SYS ANLYST	79,730	81,247
	16801078	SR TEC SUP	64,932	66,174
	16801081	IT BUS MGR	70,595	53,129
	16801082	SYS ANLYST	80,589	82,599
	16801090	TEC SUP I	55,743	57,496
	16801091	FLD SV TEC	52,782	60,449
	16801094	ACC CLK/T	28,812	36,661
	16801096	TECH LDR	0	81,247
	16801098	TC ENG GIS	0	72,888
	16801097	TEC SUP I	57,057	0
	16801101	CAP/ANLYST	72,879	74,562
	16801200	SUPV CS	51,065	51,978
	16801205	MACH OP	38,477	39,361
	16801210	MACH OP	<u>39,794</u>	<u>0</u>
		Total Full Time Salary	1,957,838	2,159,147
		Division Total	1,957,838	2,159,147

Information Services

Division	Position #	Title	2015 Adopted	2016 Executive Recommended
1292				
	16801002	TCS CD II	70,303	0
	16801032	RECEPT/T	31,348	0
	16801034	JR ACCT	<u>53,641</u>	<u>0</u>
		Total Full Time Salary	<u>155,292</u>	<u>0</u>
		Other Part Time Pay	<u>2,500</u>	<u>0</u>
		Division Total	157,792	0
1293				
	16801096	TECH LDR	79,730	0
	16801098	TC ENG GIS	<u>66,594</u>	<u>0</u>
		Total Full Time Salary	146,324	0
		Division Total	<u>146,324</u>	<u>0</u>
		Department Total	2,261,954	2,159,147
		Total Benefited Employees	36	33

A1910

Unallocated Insurance

Division	Position #	Title	2015 Adopted	2016 Executive Recommended
1301				
	19101003	DEP INS OF	<u>64,109</u>	<u>65,388</u>
		Total Full Time Salary	64,109	65,388
		Division Total	<u>64,109</u>	<u>65,388</u>
		Department Total	64,109	65,388
		Total Benefited Employees	1	1

Emergency Communications - E911

Division	Position #	Title	2015 Adopted	2016 Executive Recommended
1800				
	30201001	DIR EC/EM	93,271	95,129
	30201003	DEP DIR EM	64,102	65,375
	30201009	EM SR D II	53,495	54,539
	30201010	EM SR D II	51,678	53,478
	30201011	EM SR D II	54,246	55,290
	30201012	EM SR D I	52,471	53,453
	30201013	EM SR D I	47,308	49,259
	30201014	EM SR D I	49,757	50,738
	30201015	EM SR D I	44,888	46,854
	30201016	EM SR D I	48,835	50,738
	30201017	EM SR D I	50,571	51,553
	30201018	EM SR D I	50,571	51,553
	30201019	EM SR D I	48,755	50,493
	30201020	EM SR D I	53,328	55,024
	30201021	EM SR D II	52,066	53,724
	30201023	EM SR D I	49,431	50,738
	30201024	CON SEC EC	51,101	52,124
	30201025	EM SR D I	44,276	46,234
	30201026	EM SR D I	41,183	40,215
	30201027	EM SR D I	48,755	50,128
	30201028	EM SR D I	50,571	51,553
	30201029	EM SR D I	49,757	50,738
	30201030	EM SR D I	49,757	50,738
	30201031	EM SR D II	52,680	53,555
	30201032	EM SR D I	48,755	40,215
	30201033	EM SR D I	48,755	50,493
		Total Full Time Salary	1,350,363	1,373,933
		Other Part Time Pay	<u>61,933</u>	<u>49,152</u>
		Division Total	<u>1,412,296</u>	<u>1,423,085</u>
		Department Total	1,412,296	1,423,085
		Total Benefited Employees	26	26

Sheriff

Division	Position #	Title	2015 Adopted	2016 Department Request	2016 Executive Recommended
1810					
	31101001	SHERIFF	101,706	101,706	101,706
	31101005	UNDRSHERIF	97,823	97,823	99,786
	31101100	CON SEC SH	53,952	53,952	54,956
	31101110	SH FA I	37,746	37,746	37,746
	31101131	SH FA I	41,455	41,455	41,455
	31101180	SH FA III	57,614	58,021	58,021
	31101440	ADM AST/T	62,591	62,591	63,663
	31101443	IT SPEC	<u>0</u>	<u>55,290</u>	<u>0</u>
		Total Full Time Salary	452,887	508,586	457,333
		Other Part Time Pay	<u>48,558</u>	<u>0</u>	<u>23,969</u>
		Division Total	501,445	508,586	481,302
1811					
	31101025	DEP SHER	44,882	46,815	53,714
	31101040	DEP SHER	54,601	56,617	64,741
	31101045	DS SGT	70,366	70,366	80,304
	31101175	DS LT	81,244	79,557	93,400
	31101202	DEP SHER	42,470	56,940	65,104
	31101296	DS LT	78,738	83,332	94,753
	31101301	DS CAPT	89,241	93,271	105,799
	31101360	DS LT	81,244	85,838	97,259
	31101361	DS SGT	67,609	68,697	78,434
	31101362	DS SGT	70,366	70,366	80,304
	31101363	DS DET SGT	68,309	70,512	80,534
	31101364	EM SRV DIS	54,476	55,972	63,812
	31101366	DS SGT	68,285	70,366	80,304
	31101390	DS FST SGT	70,366	73,393	83,750
	31101391	DEP SHER	73,393	53,334	61,068
	31101392	DS SGT	52,304	64,937	74,208
	31101393	DS SGT	63,187	70,366	80,304
	31101395	EM SRV DIS	41,285	43,052	49,369
	31101396	DEP SHER	56,940	57,979	66,260
	31101398	DS DETECT	64,409	56,940	65,104
	31101400	DEP SHER	47,971	49,991	57,290
	31101401	DEP SHER	52,096	52,304	59,926
	31101402	DEP SHER	0	43,906	50,429
	31101403	DS SGT	67,609	69,193	78,990
	31101404	DEP SHER	54,601	56,662	64,791
	31101405	DEP SHER	57,070	59,362	67,797
	31101406	DS DETECT	67,129	55,668	63,745
	31101407	DEP SHER	45,196	47,127	54,061

Division	Position #	Title	2015 Adopted	2016 Department Request	2016 Executive Recommended
1811					
	31101408	DEP SHER	52,929	54,601	62,473
	31101410	DS DETECT	67,129	67,129	76,567
	31101411	DS DETECT	56,982	58,049	66,404
	31101412	DS DETECT	53,642	56,982	65,208
	31101414	DEP SHER	52,868	54,601	62,473
	31101415	DEP SHER	56,940	42,470	48,797
	31101416	DEP SHER	64,296	64,394	73,435
	31101418	DEP SHER	52,304	52,304	59,926
	31101419	DEP SHER	64,394	47,059	53,985
	31101420	EM SRV DIS	40,278	37,125	42,658
	31101421	DEP SHER	64,394	46,542	53,408
	31101423	DEP SHER	44,882	53,290	61,019
	31101424	DEP SHER	64,394	42,470	48,797
	31101425	DEP SHER	48,222	50,248	57,582
	31101427	DEP SHER	53,352	54,601	62,473
	31101431	DEP SHER	50,408	52,304	59,926
	31101432	DEP SHER	57,812	59,362	67,797
	31101433	DEP SHER	49,340	51,392	58,886
	31101434	DEP SHER	48,176	50,209	57,536
	31101435	DEP SHER	64,394	64,394	73,435
	31101438	DEP SHER	<u>0</u>	<u>46,215</u>	<u>53,044</u>
		Total Full Time Salary	2,792,523	2,900,458	3,281,383
		Other Part Time Pay	<u>317,800</u>	<u>417,000</u>	<u>417,000</u>
		Division Total	3,110,323	3,317,458	3,698,383
1812					
	31101201	DEP SHER	64,394	64,394	73,435
	31101397	DS DETECT	62,283	64,477	73,602
	31101428	DEP SHER	64,394	64,394	73,435
	31101438	DEP SHER	<u>43,899</u>	<u>0</u>	<u>0</u>
		Total Full Time Salary	234,970	193,265	220,472
		Other Part Time Pay	<u>21,235</u>	<u>21,235</u>	<u>21,235</u>
		Division Total	256,205	214,500	241,707
1815					
	31101029	SEC GUARD	46,750	47,648	47,648
	31101031	SEC GUARD	47,288	48,504	48,504
	31101032	SEC GUARD	46,750	47,648	47,648
	31101033	SEC GUARD	48,922	50,794	50,794
	31101035	SEC GUARD	41,801	43,783	43,783

A3110

Sheriff

Division	Position #	Title	2015 Adopted	2016 Department Request	2016 Executive Recommended
1815					
	31101037	SR SEC GD	55,207	56,188	56,188
	31101365	DS SGT	70,366	70,366	80,304
	31101399	DEP SHER	64,394	64,394	73,435
	31101422	DEP SHER	64,394	64,394	73,435
	31101437	SEC GUARD	<u>47,606</u>	<u>39,575</u>	<u>39,575</u>
		Total Full Time Salary	533,478	533,294	561,314
		Other Part Time Pay	<u>204,200</u>	<u>195,000</u>	<u>195,000</u>
		Division Total	737,678	728,294	756,314
1817					
	31101115	RECEPT/T	39,217	39,956	39,956
	31101116	DB CLK/TYP	35,919	36,616	36,616
	31101117	PSTL PT EX	44,891	44,944	44,944
	31101130	JR ACCT	59,396	59,396	59,396
	31101204	CH CIV ADM	<u>62,515</u>	<u>62,515</u>	<u>63,768</u>
		Total Full Time Salary	241,938	243,427	244,680
		Other Part Time Pay	<u>15,880</u>	<u>15,880</u>	<u>15,880</u>
		Division Total	257,818	259,307	260,560
		Department Total	4,863,469	5,028,145	5,438,266
		Total Benefited Employees	73	75	74

Probation

Division	Position #	Title	2015 Adopted	2016 Executive Recommended
1835				
	31401001	PROB DI II	90,515	92,331
	31401050	DEP PR DIR	79,010	80,597
	31401051	PROB SUPV	77,799	79,353
	31401052	PROB SUPV	76,776	78,196
	31401053	PROB SUPV	75,113	77,193
	31401060	SR PRB OFF	72,829	70,032
	31401061	SR PRB OFF	71,495	73,184
	31401100	SR PRB OFF	71,025	73,184
	31401109	SR PRB OFF	71,848	73,241
	31401110	SR PRB OFF	70,867	73,057
	31401111	PROB OFF	65,313	67,175
	31401112	SR PRB OFF	0	74,166
	31401113	PROB OFF	63,538	64,791
	31401114	PROB OFF	64,457	62,824
	31401115	PROB OFF	66,628	68,343
	31401116	PROB OFF	59,531	61,878
	31401117	PROB OFF	65,240	66,565
	31401118	PROB OFF	62,614	64,791
	31401119	PROB OFF	62,064	58,855
	31401120	PROB OFF	67,609	68,862
	31401121	PROB OFF	62,570	64,791
	31401122	PROB OFF	65,313	66,565
	31401123	PROB OFF	66,628	67,881
	31401125	PROB OFF	67,609	68,862
	31401126	PROB OFF	64,457	65,709
	31401127	PROB OFF	63,538	64,791
	31401128	PROB OFF	68,591	69,844
	31401133	PROB OFF	66,119	67,881
	31401134	PROB OFF	68,591	69,844
	31401135	PROB OFF	56,464	59,031
	31401140	PRB CL SUP	83,290	84,919
	31401150	SR PRB AST	57,807	59,404
	31401152	PROB OFF	56,896	59,299
	31401153	PROB AST	49,298	51,179
	31401154	PROB OFF	62,526	64,791
	31401155	PROB OFF	55,290	64,263
	31401200	PROB OFF	63,538	65,386
	31401205	PROB OFF	62,966	64,791
	31401210	PROB AST	40,578	42,063
	31401251	ADM AST/T	56,397	58,392
	31401400	SR DB C/T	40,069	41,084
	31401499	ACC CLK/T	39,542	40,285
	31401505	TRANS TYP	<u>38,887</u>	<u>39,881</u>
		Total Full Time Salary	2,691,231	2,829,550
		Other Part Time Pay	<u>155,480</u>	<u>161,766</u>
		Division Total	2,846,711	2,991,316

A3140

Probation

Division	Position #	Title	2015 Adopted	2016 Executive Recommended
1836				
	31401129	CR VC COUN	51,344	53,346
	31401130	CR VC COUN	56,243	58,513
	31401131	SR CV COUN	69,551	71,397
	31401132	CR VC COUN	62,844	64,874
	31401508	CR VC COUN	<u>0</u>	<u>59,901</u>
		Total Full Time Salary	<u>239,982</u>	<u>308,030</u>
		Division Total	239,982	308,030
1837				
	31401508	CR VC COUN	58,485	0
		Total Full Time Salary	<u>58,485</u>	<u>0</u>
		Division Total	58,485	0
1839				
	31401065	SR PRB OFF	71,025	73,184
	31401255	ADM AIDE/T	<u>48,442</u>	<u>55,958</u>
		Total Full Time Salary	119,466	129,143
		Other Part Time Pay	<u>17,627</u>	<u>17,984</u>
		Division Total	137,093	147,127
1840				
	31401506	PROB AST	<u>48,881</u>	<u>50,216</u>
		Total Full Time Salary	<u>48,881</u>	<u>50,216</u>
		Division Total	48,881	50,216
1841				
	31401112	SR PRB OFF	<u>72,829</u>	<u>0</u>
		Total Full Time Salary	<u>72,829</u>	<u>0</u>
		Division Total	<u>72,829</u>	<u>0</u>
		Department Total	3,403,981	3,496,689
		Total Benefited Employees	51	51

Division	Position #	Title	2015 Adopted	2016 Department Request	2016 Executive Recommended
1855					
	31501101	WARDEN	81,181	81,181	82,643
	31501106	CORR LT	76,609	76,609	76,609
	31501150	CORR LT	77,277	77,277	77,277
	31501151	WARDEN	81,181	81,181	84,035
	31501201	CORR SGT	68,716	68,716	68,939
	31501203	CORR CPL	58,360	58,360	58,360
	31501204	CORR LT	76,596	76,596	76,609
	31501206	CORR LT	76,609	76,609	76,634
	31501300	CORR SGT	70,011	70,011	70,011
	31501301	CORR SUPT	85,504	85,504	87,216
	31501303	CORR LT	77,077	77,077	77,277
	31501304	CORR SGT	70,011	70,011	70,011
	31501305	CORR CPL	63,872	63,872	63,872
	31501306	CORR SGT	65,751	65,751	65,773
	31501307	CORR SGT	66,900	66,900	66,900
	31501309	CORR OFF	58,504	58,504	59,529
	31501312	STOCK CLK	44,934	39,317	39,317
	31501400	CORR OFF S	59,529	59,529	59,529
	31501401	CORR OFF	62,727	62,727	63,141
	31501402	CORR OFF	47,467	47,467	49,521
	31501403	CORR CPL	62,724	62,724	45,518
	31501404	CORR OFF	60,677	60,677	60,941
	31501405	CORR OFF	52,471	52,471	52,471
	31501406	CORR OFF	59,529	59,529	59,529
	31501407	CORR OFF	59,529	59,529	59,577
	31501408	CORR OFF	55,165	55,165	56,787
	31501409	CORR OFF	59,529	59,529	59,722
	31501410	CORR OFF	59,529	59,529	59,529
	31501411	CORR SGT	68,667	68,667	68,716
	31501412	CORR OFF	55,165	55,165	55,856
	31501413	CORR OFF	59,529	59,529	59,551
	31501415	CORR OFF	57,723	57,723	59,529
	31501416	CORR OFF	50,911	50,911	52,471
	31501417	CORR OFF	47,945	47,945	49,992
	31501418	CORR OFF	45,434	45,434	47,444
	31501419	CORR OFF	41,906	41,906	41,906
	31501445	CORR CPL	63,586	63,586	63,872
	31501453	CORR OFF	57,153	57,153	57,336
	31501456	CORR OFF	60,677	60,677	60,677
	31501460	CORR OFF	55,165	55,165	56,787
	31501461	CORR OFF	60,558	60,558	60,677
	31501464	CORR OFF	59,529	59,529	59,529

Division	Position #	Title	2015 Adopted	2016 Department Request	2016 Executive Recommended
1855					
	31501465	CORR OFF	60,677	60,677	60,677
	31501466	CORR OFF	63,141	63,141	63,721
	31501467	CORR OFF	44,607	44,607	46,581
	31501468	CORR OFF	60,677	60,677	60,677
	31501469	CORR SGT	63,945	63,945	65,751
	31501470	CORR OFF	61,826	61,826	62,261
	31501472	CORR OFF	63,788	63,788	43,909
	31501473	CORR OFF	43,644	43,644	45,659
	31501474	CORR OFF	52,471	52,471	52,471
	31501475	CORR OFF	50,000	50,000	52,253
	31501476	CORR OFF	51,006	51,006	52,471
	31501478	CORR OFF	58,000	58,000	59,529
	31501480	CORR OFF	48,181	48,181	50,222
	31501481	CORR OFF	52,471	52,471	54,711
	31501482	CORR OFF	62,695	62,695	63,141
	31501483	CORR OFF	54,092	54,092	55,165
	31501484	CORR CPL	64,290	64,290	58,360
	31501486	CORR LT	76,609	76,609	75,231
	31501489	CORR OFF	50,062	50,062	52,332
	31501490	CORR OFF	47,820	47,820	49,858
	31501491	CORR OFF	63,141	63,141	44,704
	31501494	CORR OFF	62,494	62,494	62,494
	31501495	CORR OFF	59,403	59,403	59,529
	31501496	CORR OFF	63,788	63,788	63,788
	31501501	CORR OFF	47,977	47,977	50,031
	31501502	CORR CPL	58,360	58,360	58,360
	31501503	CORR OFF	57,807	57,807	59,529
	31501505	CORR OFF	63,788	63,788	63,788
	31501506	CORR OFF	59,529	59,529	59,529
	31501601	CORR OFF	63,141	63,141	43,909
	31501603	CORR OFF	61,826	61,826	43,687
	31501604	CORR OFF	52,471	52,471	52,471
	31501605	CORR OFF	48,494	48,494	50,579
	31501606	CORR OFF	56,862	56,862	57,336
	31501607	CORR OFF S	53,545	53,545	55,165
	31501608	CORR OFF	44,607	44,607	46,581
	31501609	CORR OFF	57,336	57,336	59,436
	31501610	CORR OFF	52,471	52,471	52,936
	31501612	CORR OFF	55,165	55,165	55,165
	31501613	CORR OFF	43,644	43,644	45,659
	31501614	CORR OFF	57,336	57,336	58,571
	31501615	CORR OFF	63,141	63,141	63,607

Division	Position #	Title	2015 Adopted	2016 Department Request	2016 Executive Recommended
1855					
	31501616	CORR OFF	61,826	61,826	62,102
	31501617	CORR OFF	63,025	63,025	63,141
	31501618	CORR OFF	63,141	63,141	43,404
	31501619	CORR OFF	59,529	59,529	59,529
	31501620	CORR OFF	60,677	60,677	61,667
	31501621	CORR OFF	63,141	63,141	63,592
	31501622	CORR OFF	53,142	53,142	53,576
	31501623	CORR OFF	59,529	59,529	59,529
	31501624	CORR OFF	57,807	57,807	59,529
	31501626	CORR OFF	60,677	60,677	55,165
	31501628	CORR OFF	63,129	63,129	63,141
	31501630	CORR OFF	59,529	59,529	59,744
	31501632	CORR OFF	59,529	59,529	59,590
	31501634	CORR CPL	60,514	60,514	60,531
	31501636	CORR OFF	60,677	60,677	60,990
	31501638	CORR OFF	62,494	62,494	62,682
	31501640	CORR OFF	59,529	59,529	59,529
	31501642	CORR OFF	59,529	59,529	59,529
	31501650	CORR OFF	44,607	44,607	46,581
	31501652	CORR OFF	60,677	60,677	60,677
	31501658	CORR OFF	54,959	54,959	55,165
	31501660	CORR OFF	56,862	56,862	57,336
	31501662	CORR OFF	59,529	59,529	60,528
	31501663	CORR OFF	55,165	55,165	56,787
	31501665	CORR OFF	52,471	52,471	53,937
	31501666	CORR OFF	53,875	53,875	55,165
	31501667	CORR OFF	59,656	59,656	60,677
	31501700	CORR OFF	57,336	57,336	57,336
	31501701	CORR OFF	43,901	43,901	45,892
	31501702	CORR OFF	60,558	60,558	60,677
	31501703	CORR CPL	62,724	62,724	62,724
	31501704	CORR OFF	60,677	60,677	60,677
	31501705	CORR OFF	60,558	60,558	60,677
	31501706	CORR OFF	60,677	60,677	60,677
	31501707	CORR OFF	59,656	59,656	60,677
	31501708	CORR OFF	46,346	46,346	48,384
	31501709	CORR OFF	57,336	57,336	58,655
	31501710	CORR OFF	60,677	60,677	61,095
	31501711	CORR OFF	57,336	57,336	58,857
	31501852	JAIL COOK	40,674	40,674	41,094
	31501853	JAIL COOK	43,994	0	0
	31501951	RECORD CLK	43,222	43,222	43,313

Division	Position #	Title	2015 Adopted	2016 Department Request	2016 Executive Recommended
1855					
	31501952	CORR SGT	66,116	66,116	66,900
	31501953	CORR CPL	63,872	63,872	64,083
	31501954	CORR CPL	60,531	60,531	60,624
	31501955	CORR CPL	66,336	66,336	66,336
	31501956	CORR OFF	52,471	52,471	54,071
	31501957	CORR OFF	53,462	53,462	55,165
	31501958	CORR OFF	55,165	55,165	56,787
	31501959	CORR OFF	57,336	57,336	57,336
	31501960	CORR OFF	57,336	57,336	57,336
	31501961	CORR OFF	52,471	52,471	52,471
	31501962	CORR OFF	59,529	59,529	59,529
	31501963	CORR OFF	46,362	46,362	48,400
	31501964	CORR OFF	56,995	56,995	57,336
	31501965	CORR OFF	52,471	52,471	52,471
	31501966	CORR OFF	49,560	49,560	51,765
	31501967	CORR OFF	52,471	52,471	52,471
	31501968	CORR OFF	57,336	57,336	58,714
	31501969	CORR OFF	57,020	57,020	57,336
	31501970	CORR OFF	45,772	45,772	47,796
	31501971	CORR OFF	56,987	56,987	57,336
	31501972	CORR OFF	52,471	52,471	52,523
	31501973	CORR OFF	43,789	43,789	45,772
	31501974	CORR OFF	56,821	56,821	57,336
	31501975	CORR OFF	46,330	46,330	48,377
	31501976	CORR OFF	57,336	57,336	57,336
	31501977	CORR OFF	55,165	55,165	55,165
	31501978	CORR OFF	55,165	55,165	55,165
	31501979	CORR OFF	53,349	53,349	55,165
	31501980	CORR OFF	52,471	52,471	53,349
	31501981	CORR OFF	53,545	53,545	55,165
	31501982	CORR OFF	52,471	52,471	52,575
	31501983	CORR OFF	52,471	52,471	54,742
	31501984	CORR OFF	52,105	52,105	52,471
	31501985	CORR OFF	49,741	49,741	50,588
	31501986	CORR OFF	<u>43,644</u>	<u>43,644</u>	<u>45,659</u>
		Total Full Time Salary	9,295,615	9,246,260	9,233,678
		Other Part Time Pay	<u>288,008</u>	<u>324,480</u>	<u>260,000</u>
		Division Total	<u>9,583,623</u>	<u>9,570,740</u>	<u>9,493,678</u>
		Department Total	9,583,623	9,570,740	9,493,678
		Total Benefited Employees	161	160	160

A3155

Community Services

Division	Position #	Title	2015 Adopted	2016 Executive Recommended
1881				
	31551220	AS CRW SUP	35,060	30,132
	31551950	AS CRW SUP	33,742	34,731
	31551953	AS CRW SUP	<u>34,055</u>	<u>34,912</u>
		Total Full Time Salary	102,857	99,776
		Division Total	<u>102,857</u>	<u>99,776</u>
		Department Total	102,857	99,776
		Total Benefited Employees	3	3

A3410

Fire Coordinator

Division	Position #	Title	2015 Adopted	2016 Executive Recommended
1940				
		Other Part Time Pay	<u>42,597</u>	<u>45,111</u>
		Division Total	<u>42,597</u>	<u>45,111</u>
		Department Total	42,597	45,111
		Total Benefited Employees	0	0

A3411

Arson Task Force

Division	Position #	Title	2015 Adopted	2016 Executive Recommended
1950				
		Other Stipend Pay	<u>26,750</u>	<u>26,750</u>
		Division Total	<u>26,750</u>	<u>26,750</u>
		Department Total	26,750	26,750
		Total Benefited Employees	0	0

A3620

Safety

Division	Position #	Title	2015 Adopted	2016 Executive Recommended
1965				
	36201001	SAFETY OFF	70,303	71,710
	36201004	DEP SAF OF	53,732	54,755
	36201022	BLD EX/S I	45,638	46,829
	36201035	ADM AIDE/T	<u>34,275</u>	<u>41,382</u>
		Total Full Time Salary	203,948	214,676
		Division Total	<u>203,948</u>	<u>214,676</u>
		Department Total	203,948	214,676
		Total Benefited Employees	4	4

URGENT

Division	Position #	Title	2015 Adopted	2016 Department Request	2016 Executive Recommended
1909					
	39891010	DEP SHER	42,470	64,394	73,435
	39891295	DS DET LT	86,130	92,039	104,233
	39891402	DEP SHER	52,304	0	0
	39891414	CORR OFF	59,529	59,529	59,529
	39891430	DS DET SGT	<u>69,597</u>	<u>70,512</u>	<u>80,534</u>
		Total Full Time Salary	310,030	286,474	317,731
		Other Part Time Pay	<u>15,880</u>	<u>15,880</u>	<u>15,880</u>
		Division Total	<u>325,910</u>	<u>302,354</u>	<u>333,611</u>
		Department Total	325,910	302,354	333,611
		Total Benefited Employees	5	4	4

Department of Health

Division	Position #	Title	2015 Adopted	2016 Executive Recommended
2200				
	40101010	COMM HLTH	156,081	159,205
	40101020	SEC COM HL	64,102	69,278
	40101021	JR ACCT	48,379	50,992
	40101036	ACCOUNTANT*	0	48,593
	40101108	DEP DIR ADM*	40,265	77,000
	40101112	EVAL ANALY II	29,341	56,078
	40101150	MED BIL CD*	0	68,862
	40101314	FISCAL MGR	64,932	71,262
	40101740	SR AC/T	41,656	42,441
	40101851	TYPIST	38,056	0
	40101860	SR AC/T	37,780	33,489
	40101861	RECEPT	<u>33,233</u>	<u>34,053</u>
		Total Full Time Salary	<u>553,824</u>	<u>711,253</u>
		Division Total	553,824	711,253
2201				
	40101100	DIR PS	88,080	89,834
	40101105	PR TR TYP	46,004	46,808
	40101120	AST DIR PS	78,762	80,187
	40101122	SUPV PHN	64,712	66,733
	40101123	SUPV PHN	68,613	70,522
	40101201	PH NURSE	55,596	56,692
	40101202	PH NURSE	63,538	65,456
	40101205	PH NURSE	56,051	57,624
	40101212	PH NURSE	52,071	54,124
	40101216	PH NURSE	54,591	56,234
	40101219	PH NURSE	54,556	55,687
	40101241	PH NURSE	60,017	61,113
	40101313	RN HEALTH	55,742	56,765
	40101316	RN HEALTH	49,676	51,603
	40101749	SR TYPIST	0	34,999
	40101807	SR TYPIST	37,161	38,135
	40101858	SR TYPIST	<u>36,156</u>	<u>37,626</u>
		Total Full Time Salary	921,325	980,142
	40101749	SR STENO	<u>29,547</u>	<u>0</u>
		Benefited Part-Time Salary	<u>29,547</u>	<u>0</u>
		Division Total	950,872	980,142

Department of Health

Division	Position #	Title	2015 Adopted	2016 Executive Recommended
2203		Other Part Time Pay	<u>3,621</u>	<u>3,767</u>
		Division Total	3,621	3,767
2204				
	40101220	PH ED CD	60,108	61,278
	40101221	DIR CH REL	65,375	66,691
	40101851	TYPIST	<u>0</u>	<u>26,893</u>
		Total Full Time Salary	<u>125,484</u>	<u>154,862</u>
		Division Total	125,484	154,862
2207				
	40101058	PH ED CD	<u>55,409</u>	<u>57,515</u>
		Total Full Time Salary	<u>55,409</u>	<u>57,515</u>
		Other Part Time Pay	<u>5,061</u>	<u>5,268</u>
		Division Total	60,470	62,783
2208				
		Other Part Time Pay	<u>23,961</u>	<u>24,927</u>
		Division Total	23,961	24,927
2212				
	40101652	COORD PHCP	<u>44,286</u>	<u>45,380</u>
		Total Full Time Salary	<u>44,286</u>	<u>45,380</u>
		Division Total	44,286	45,380
2214				
	40101017	PH TECH	65,990	39,699
	40101019	AST PH ENG	72,075	73,500
	40101023	SR PH SAN	<u>56,399</u>	<u>61,278</u>
		Total Full Time Salary	<u>194,465</u>	<u>174,477</u>
		Division Total	194,465	174,477
2215				
	40101013	DIR ENV SV	96,737	98,679
	40101015	SR PH ENG	76,588	78,123
	40101018	AST PH ENG	71,070	73,177
	40101047	ENV HL MGR	68,220	70,307
	40101048	PH SAN	56,399	57,496
	40101049	SR PH SAN	59,304	60,474

Department of Health

Division	Position #	Title	2015 Adopted	2016 Executive Recommended
2215				
	40101053	SR PH SAN	62,867	72,532
	40101054	SR PH SAN	62,008	63,178
	40101055	PH SAN	56,399	57,496
	40101056	ENV HL MGR	68,220	57,740
	40101057	SR PH SAN	60,108	61,278
	40101059	PH SAN	56,399	57,496
	40101071	PH SAN	54,591	50,526
	40101076	ENV HL MGR	71,235	73,225
	40101751	SR TYPIST	40,724	41,455
	40101859	DB CLK/TYP	33,635	34,293
	40101863	DB C/T	<u>32,630</u>	<u>33,604</u>
		Total Full Time Salary	1,027,137	1,041,074
		Other Part Time Pay	<u>47,988</u>	<u>47,412</u>
		Division Total	1,075,125	1,088,486
2218				
		Other Part Time Pay	<u>4,959</u>	<u>5,058</u>
		Division Total	4,959	5,058
2220				
	40101119	SUPV PHN	70,230	71,527
	40101318	PH ED CD	<u>57,526</u>	<u>59,424</u>
		Total Full Time Salary	<u>127,756</u>	<u>130,951</u>
		Division Total	<u>127,756</u>	<u>130,951</u>
		Department Total	3,164,822	3,382,086
		Total Benefited Employees	53	55

* Split with Mental Health Administration (A4310)

WIC Program

Division	Position #	Title	2015 Adopted	2016 Executive Recommended
2250				
	40821003	ADM AIDE	34,275	42,063
	40821004	CLERK	35,188	35,846
	40821005	CLERK	38,056	38,714
	40821006	CLERK	37,198	38,201
	40821007	CLERK	30,349	31,965
	40821010	SR WIC PROG NUTR	44,926	47,528
	40821011	RN HEALTH	51,174	52,648
	40821012	RN HEALTH	55,416	56,765
	40821014	PH NURSE	54,439	53,202
	40821015	WIC PRG CD	<u>62,867</u>	<u>64,036</u>
		Total Full Time Salary	443,888	460,969
		Other Part Time Pay	<u>15,065</u>	<u>15,368</u>
		Division Total	<u>458,953</u>	<u>476,337</u>
		Department Total	458,953	476,337
		Total Benefited Employees	10	10

Mental Health Administration

Division	Position #	Title	2015 Adopted	2016 Executive Recommended
2290				
	43101001	DEP COMM MH	100,662	102,667
	43101002	DEP DIR AD*	60,397	25,667
	43101003	STD CM CD	86,443	88,072
	43101005	EVL ANL II*	44,011	18,693
	43101014	ADM AST	53,307	54,351
	43101018	MH SS CS	73,628	73,254
	43101020	ADM AST/T	55,157	57,441
	43101036	ACCOUNTANT*	63,538	16,198
	43101055	FISCAL OFF	77,883	57,496
	43101059	MHS PRG SU	92,290	94,879
	43101062	LGU PRG SU	88,594	79,073
	43101065	MH SPEC CLIN SUPV	75,638	77,556
	43101150	MED BIL CD	67,609	0
	43101300	MH SS AS	74,779	76,740
	43101304	PR ACC CLK	50,622	37,693
	43101410	CASE MANAGER	<u>56,600</u>	<u>57,624</u>
		Total Full Time Salary	1,121,158	917,402
		Division Total	<u>1,121,158</u>	<u>917,402</u>
		Department Total	1,121,158	917,402
		Total Benefited Employees	13	12

* Split with Public Health (A4010)

Mental Health Programs

Division	Position #	Title	2015 Adopted	2016 Executive Recommended
2299				
	43201001	MHS CL SUP	74,779	76,609
	43201007	MHS UNT LD	89,805	91,538
	43201008	MHS CL SUP	72,075	74,021
	43201013	MH SPEC	64,183	65,425
	43201065	MHS CL SUP	75,638	0
	43201090	MH SPEC	64,183	65,425
	43201094	MH SPEC	63,526	65,425
	43201303	MH SPEC	64,510	66,174
	43201334	MH SPEC	62,378	64,621
	43201350	MH SPEC	63,434	65,425
	43201380	MH SPEC	58,305	60,461
	43201410	CASE MGR	56,600	0
	43201440	SR MH NRSE	55,018	56,692
	43201901	PSYCH NP	97,021	99,885
	43201904	SUPV PSYCH	221,579	226,005
	43201908	STF PSYCH*	202,468	137,878
	43201909	STF PSYCH	<u>0</u>	<u>69,555</u>
		Total Full Time Salary	1,385,501	1,285,139
	43201909	STF PSYCH	<u>68,196</u>	<u>0</u>
		Benefited Part-Time Salary	<u>66,868</u>	<u>0</u>
		Division Total	1,452,369	1,285,139
2300				
	43201018	MHS UNT LD	<u>92,850</u>	<u>94,816</u>
		Total Full Time Salary	<u>92,850</u>	<u>94,816</u>
		Division Total	92,850	94,816
2304				
	43201061	PSYCH III*	<u>54,946</u>	<u>56,057</u>
		Total Full Time Salary	54,946	56,057
		Other Part Time Pay	<u>0</u>	<u>0</u>
		Division Total	<u>54,946</u>	<u>56,057</u>
		Department Total	1,600,165	1,436,012
		Total Benefited Employees	18	17

* Split with DSS (A6010)

Division	Position #	Title	2015 Adopted	2016 Executive Recommended
5901				
	56301002	DIR PUB TR	76,087	77,611
	56301035	BUS DRIVER	42,825	44,570
	56301101	BUS DRIVER	44,892	46,502
	56301102	BUS DRIVER	44,414	42,335
	56301103	BUS DRIVER	43,159	44,829
	56301104	BUS DRIVER	43,040	44,829
	56301105	BUS DRIVER	0	47,743
	56301106	AUT MEC II	49,152	49,360
	56301130	BUS DRIVER	45,748	46,604
	56301151	DEP DIR PT	61,262	62,494
	56301155	BUS DRIVER	41,911	43,607
	56301160	BUS DRIVER	46,789	43,681
	56301161	BUS DRIVER	40,853	42,819
	56301162	BUS DRIVER	42,825	44,746
	56301163	BUS DRIVER	50,321	46,604
	56301164	BUS DRIVER	43,973	44,829
	56301165	BUS DRIVER	41,397	43,227
	56301166	BUS DRIV/D	41,527	37,903
	56301167	BUS DRIV/D	49,374	45,748
	56301168	BUS DRIVER	44,892	45,748
	56301169	BUS DRIVER	44,047	45,748
	56301170	BUS DISP	45,748	46,604
	56301171	BUS DISP	44,336	45,748
	56301180	LD AUT MEC	57,378	58,422
	56301181	AUT MEC II	51,010	47,918
	56301185	AUT MEC II	51,010	39,964
	56301186	SR BS DISP	48,442	49,360
	56301187	ADM AIDE/T	47,533	49,360
	56301188	ACC CLK/T	37,567	39,488
	56301189	PT DISP TR	47,885	49,360
	56301190	PT COORD	58,485	60,477
	56301192	BUS DRIVER	43,973	44,829
	56301193	BUS DRIVER	48,379	44,829
	56301195	PT GRT/PRC	60,552	61,721
	56301196	TR CRD AST	46,374	47,478
	56301197	BUS DRIVER	39,902	38,585
	56301198	AUT MEC II	46,374	40,641
	56301199	LD AUT MEC	52,443	48,035
	56301200	PT M&S CRD	57,209	59,310
	56301202	BUS DISP	0	38,893
	56301203	BUS DRIVER	42,504	43,681
	56301204	BUS DRIVER	42,825	44,504

A5630

UCAT

Division	Position #	Title	2015 Adopted	2016 Executive Recommended
5901				
5901				
	56301205	BUS DRIVER	42,479	43,681
	56301206	BUS DRIVER	42,694	43,681
	56301207	BUS DRIVER	42,825	44,460
	56301310	BUS DRIVER	41,517	0
	56301311	BUS DRIVER	46,099	38,515
	56301312	BUS DRIVER	0	36,415
	56301313	BUS DRIVER	<u>0</u>	<u>36,415</u>
		Total Full Time Salary	2,124,030	2,233,915
		Other Part Time Pay	<u>241,850</u>	<u>299,852</u>
		Division Total	2,365,880	2,533,767
5904				
	56301105	BUS DRIVER	45,748	0
	56301172	BUS DRIV/D	43,973	45,093
	56301310	BUS DRIVER	<u>0</u>	<u>39,629</u>
		Total Full Time Salary	89,721	84,722
		Other Part Time Pay	<u>0</u>	<u>35,438</u>
		Division Total	<u>89,721</u>	<u>120,160</u>
		Department Total	2,455,601	2,653,927
		Total Benefited Employees	47	50

A5650

Off Street Parking

Division	Position #	Title	2015 Adopted	2016 Executive Recommended
5930				
		Other Part Time Pay	<u>38,428</u>	<u>38,695</u>
		Division Total	<u>38,428</u>	<u>38,695</u>
		Department Total	38,428	38,695
		Total Benefited Employees	0	0

Department of Social Services

Division	Position #	Title	2015 Adopted	2016 Executive Recommended
2600				
	60101001	COMM SS	105,820	107,939
	60101020	DEP COM AD	82,854	84,517
	60101034	HD ACC CLK	49,219	50,188
	60101054	DIR FIN	73,247	74,709
	60101214	PARALEGAL	63,538	0
	60101248	SR SS ATTY	77,402	0
	60101250	SUPV SS AT	79,749	0
	60101251	SS ATTY	67,051	0
	60101252	SS ATTY	67,051	0
	60101253	SS ATTY	67,264	0
	60101254	SS ATTY	67,288	0
	60101270	ADM AST	51,065	0
	60101273	SS ADM AST	52,965	53,860
	60101274	SEC COM SS	59,103	62,867
	60101275	SS ATTY	67,227	0
	60101278	FISCAL MGR	56,144	62,363
	60101279	PARLGL AST	46,643	0
	60101310	SR AC CLK	44,524	45,310
	60101356	SR AC CLK	40,103	0
	60101366	SR TYPIST	39,865	0
	60101392	AC CLK	0	47,752
	60101518	DB CLK/TYP	34,439	0
	60101531	SR MGT ANL	74,632	76,496
	60101600	TEC SUP I	0	58,245
	60101663	CDE ANL	53,641	54,609
	60101802	ACCOUNTANT	53,813	55,630
	60101960	AC CLK	0	38,349
	60101985	ACCOUNTANT	52,392	49,347
	60101986	ACCOUNTANT	<u>48,379</u>	<u>51,055</u>
		Total Full Time Salary	<u>1,575,418</u>	<u>973,235</u>
		Division Total	1,575,418	973,235
2602				
	60101155	COORD CSE	63,209	64,895
	60101175	PR CLD SP	53,732	54,755
	60101225	FAM CT SUP	<u>58,300</u>	<u>59,619</u>
		Total Full Time Salary	<u>175,241</u>	<u>179,270</u>
		Division Total	175,241	179,270
2603				
	60101307	PR CLD SP	52,743	54,006
	60101361	SR AC CLK	<u>39,098</u>	<u>40,700</u>
		Total Full Time Salary	<u>91,841</u>	<u>94,706</u>
		Division Total	91,841	94,706

Department of Social Services

Division	Position #	Title	2015 Adopted	2016 Executive Recommended
2604				
	60101081	SR CLD SP	46,643	47,557
	60101166	CLD SUP SP	40,578	34,969
	60101171	CLD SS SS	38,362	40,118
	60101173	CLD SUP SP	41,583	42,386
	60101174	CLD SUP SP	40,601	42,386
	60101224	RECEPT	<u>34,238</u>	<u>34,896</u>
		Total Full Time Salary	<u>242,004</u>	<u>242,312</u>
		Division Total	242,004	242,312
2605				
	60101165	CLD SUP SP	41,583	43,276
	60101167	CLD SUP SP	41,583	42,386
	60101168	CLD SUP SP	38,271	40,024
	60101169	CLD SUP SP	40,200	41,382
	60101170	SR CLD SP	47,447	48,361
	60101172	CLD SUP SP	41,583	42,386
	60101216	CLD SUP SP	41,583	43,107
	60101535	DB CLK/TYP	<u>35,188</u>	<u>35,846</u>
		Total Full Time Salary	<u>327,435</u>	<u>336,768</u>
		Division Total	327,435	336,768
2607				
	60101039	SWE	46,004	46,808
	60101061	ACC CLERK	37,654	38,349
	60101074	SWE	40,578	42,159
	60101075	PR SWE	56,600	57,624
	60101079	SR SWE	47,447	48,361
	60101092	SR SWE	51,065	51,978
	60101102	SWE	40,299	41,382
	60101105	SWE	37,789	39,531
	60101107	SWE	46,004	46,808
	60101108	SWE	44,286	45,090
	60101111	SWE	37,740	39,475
	60101112	SWE	42,386	43,477
	60101146	SWE	0	44,539
	60101152	ACC CLERK	36,905	37,600
	60101198	SWE	42,386	43,190
	60101204	SWE	42,386	43,190
	60101411	DB CLK/TYP	34,168	26,893
	60101510	ACC CLK/T	36,102	36,796
	60101519	SR TYPIST	40,724	41,915
	60101524	RECEPT	<u>34,755</u>	<u>35,700</u>
		Total Full Time Salary	<u>795,281</u>	<u>850,865</u>
		Division Total	795,281	850,865

Division	Position #	Title	2015 Adopted	2016 Executive Recommended
2609				
	60101032	DIR SS PRG	63,123	64,383
	60101035	MGD CR SP	53,641	54,609
	60101038	TRANS TYP	34,238	0
	60101045	SWE	0	34,969
	60101063	PR SWE	55,166	45,821
	60101072	PR SWE	55,742	57,374
	60101076	SWE	40,578	42,217
	60101077	PR SWE	56,600	57,624
	60101083	SR SWE	46,643	47,557
	60101086	SR SWE	51,065	51,978
	60101088	SR SWE	49,347	50,336
	60101094	SR SWE	49,347	50,261
	60101096	SR SWE	0	40,176
	60101100	SWE	41,313	42,386
	60101103	SWE	41,583	42,386
	60101106	SWE	41,583	42,491
	60101110	SWE	42,386	34,969
	60101117	SWE	40,578	42,063
	60101119	SWE	42,386	34,969
	60101124	SWE	41,583	42,738
	60101131	SWE	41,583	34,969
	60101135	SWE	38,234	39,982
	60101144	SWE	40,736	34,969
	60101145	SWE	42,386	43,362
	60101146	SWE	43,135	0
	60101148	SWE	41,583	42,999
	60101150	SWE	38,853	40,629
	60101154	SR SWE	49,347	0
	60101156	SWE	41,583	42,386
	60101181	SWE	42,929	0
	60101182	SWE	34,275	34,969
	60101185	SW SPEC	48,306	49,165
	60101187	SW SPEC	44,688	45,547
	60101192	SWE	0	0
	60101203	SR AC CLK	40,907	41,692
	60101309	PHOTO ATND	32,570	33,909
	60101345	ACC CLERK	33,006	34,691
	60101365	DB CLK/TYP	32,630	26,893
	60101501	DB CLK/TYP	33,635	34,293
	60101508	CLERK	36,339	37,171
	60101511	DB CLK/TYP	34,439	35,829
	60101518	DB CLK/TYP	0	26,893
	60101525	RECEPT	34,238	34,896
	60101530	TYPIST	36,339	36,997
	60101536	DB CLK/TYP	35,188	0
	60101537	DB CLK/TYP	0	26,893

Department of Social Services

Division	Position #	Title	2015 Adopted	2016 Executive Recommended
2609				
	60101686	IT SUPV	46,004	46,808
	60101931	DB CLK/TYP	36,339	26,893
	60101952	SWE	41,807	43,190
	60101954	HD SWE	60,017	61,113
	60101967	SR DB/CT	32,061	33,709
	60101970	ACC CLERK	35,097	35,933
	60101976	SWE	40,578	<u>42,275</u>
		Total Full Time Salary	<u>2,035,732</u>	<u>1,948,362</u>
		Division Total	2,035,732	1,948,362
2610				
	60101240	MED WKR	<u>60,249</u>	<u>62,027</u>
		Total Full Time Salary	<u>60,249</u>	<u>62,027</u>
		Division Total	60,249	62,027
2611				
	60101059	ACC CLERK	37,654	38,349
	60101062	SR HEAP AI	40,103	41,609
	60101071	PR SWE	56,600	57,624
	60101099	SWE	40,578	41,659
	60101127	SWE	40,582	0
	60101188	SW SPEC	43,885	44,940
	60101410	DB CLK/TYP	33,635	34,293
	60102000	SWE	<u>38,271</u>	<u>40,024</u>
		Total Full Time Salary	<u>331,307</u>	<u>298,497</u>
		Division Total	331,307	298,497
2612				
	60101067	EI SPEC	50,023	51,523
	60101068	EI SPEC	50,023	50,992
	60101069	EI COORD	56,399	57,496
	60101270	ADM AST	0	51,978
	60101301	PR ACC CLK	46,425	47,447
	60101352	ACC CLERK	36,102	36,796
	60101358	SR AC CLK	40,103	40,888
	60101359	ACC CLERK	36,357	37,600
	60101363	SR AC CLK	39,390	40,888
	60101392	ADM AST	48,439	0
	60101680	DEO	42,898	41,692
	60101884	RECEPT/T	34,238	35,185
	60101913	EI SPEC	48,215	49,499
	60101917	PRE SCH PR	50,418	52,180
	60101918	PRE SCH PR	52,983	54,006
	60101956	EI SPEC	48,215	50,018
	60101968	SR CLERK	33,446	35,092

Department of Social Services

Division	Position #	Title	2015 Adopted	2016 Executive Recommended
2612				
	60101969	ACCOUNTANT	55,596	56,692
	60101987	DIR PR/EI	<u>63,123</u>	<u>64,383</u>
		Total Full Time Salary	<u>832,391</u>	<u>854,355</u>
		Division Total	832,391	854,355
2614				
	60101038	TRANS TYP	0	34,896
	60101051	DEP COM SV	82,854	84,517
	60101052	CASE SUP B	62,867	64,036
	60101053	AST DIR SS	72,240	73,537
	60101056	CASE SUP B	63,726	64,895
	60101057	CASE SUP B	63,726	64,895
	60101058	SR CSWKR	56,399	57,496
	60101091	ADM AST	49,233	50,261
	60101114	SR SWE	48,196	49,110
	60101141	CASE AIDE	38,714	39,780
	60101362	CASE AIDE	37,965	37,892
	60101407	TYPIST	36,070	36,997
	60101451	SR TYPIST	38,149	39,445
	60101506	SR CLERK	37,965	38,696
	60101537	DB CLK/TYP	26,364	0
	60101649	CMM SV AID	34,037	35,761
	60101650	CMM SV AID	32,292	33,105
	60101651	CMM SV AID	28,484	30,040
	60101653	CASEWORKER	48,781	50,779
	60101655	CMM SV AID	25,194	25,706
	60101657	CMM SV AID	29,588	31,209
	60101685	CASE AIDE	37,965	38,825
	60101702	SR CSWKR	56,356	57,496
	60101703	SR CSWKR	57,149	58,245
	60101705	SR CSWKR	59,158	49,347
	60101706	SR CSWKR	60,017	61,113
	60101707	SR CSWKR	57,788	59,396
	60101709	SR CSWKR	58,339	60,254
	60101750	CASEWORKER	55,199	56,765
	60101800	CASEWORKER	52,983	54,006
	60101801	CASEWORKER	52,179	46,903
	60101803	CASEWORKER	56,600	57,624
	60101807	CASEWORKER	48,361	50,358
	60101815	CASEWORKER	52,983	47,013
	60101816	CASEWORKER	52,179	53,202
	60101819	CASEWORKER	44,926	45,821
	60101820	CASEWORKER	48,879	50,878
	60101821	CASEWORKER	52,179	53,202
	60101822	CASEWORKER	49,134	51,123
	60101824	CASEWORKER	52,296	54,006

Department of Social Services

Division	Position #	Title	2015 Adopted	2016 Executive Recommended
2614				
	60101825	CASEWORKER	52,179	53,399
	60101826	CASEWORKER	51,174	52,821
	60101833	CASEWORKER	52,355	54,006
	60101842	CASEWORKER	52,552	54,006
	60101844	CASEWORKER	51,174	52,860
	60101848	CASEWORKER	52,137	53,202
	60101849	CASEWORKER	48,361	50,358
	60101850	CASEWORKER	51,390	53,202
	60101851	CASEWORKER	54,883	55,906
	60101853	CASEWORKER	51,071	52,197
	60101854	CASEWORKER	52,983	54,006
	60101855	CASEWORKER	55,742	56,765
	60101857	CASEWORKER	53,732	54,755
	60101861	CASEWORKER	52,983	54,307
	60101862	CASEWORKER	56,600	57,624
	60101863	CASE AIDE	36,237	37,892
	60101864	CASE AIDE	40,724	41,455
	60101865	RPN (SS)	47,431	49,317
	60101866	CASE AIDE	37,965	38,696
	60101868	CASE AIDE	37,965	30,511
	60101869	CASE AIDE	37,161	37,892
	60101885	CASE SUP B	52,088	64,036
	60101897	CASEWORKER	53,732	45,821
	60101901	CASEWORKER	54,883	55,906
	60101903	CASEWORKER	51,065	53,052
	60101905	CASEWORKER	52,179	53,202
	60101907	CASEWORKER	52,983	54,006
	60101909	CASEWORKER	52,179	53,202
	60101910	CASEWORKER	54,883	55,906
	60101912	CASEWORKER	54,883	55,906
	60101916	CASEWORKER	52,983	47,000
	60101919	CASEWORKER	51,833	53,202
	60101920	CASEWORKER	51,043	52,197
	60101923	CASEWORKER	50,232	52,034
	60101924	CASEWORKER	52,983	54,609
	60101925	CASEWORKER	47,264	49,153
	60101926	CASEWORKER	52,179	0
	60101927	CASEWORKER	44,926	47,793
	60101928	CASEWORKER	52,983	54,006
	60101929	CASEWORKER	0	54,006
	60101958	SR CSWKR	58,635	57,596
	60101959	SR CSWKR	58,097	49,347
	60101972	CASEWORKER	51,274	53,202
	60101978	CASEWORKER	51,390	53,202
	60101979	CASEWORKER	48,879	50,878
	60101980	CASEWORKER	51,390	53,202

Department of Social Services

Division	Position #	Title	2015 Adopted	2016 Executive Recommended
2614				
	60101981	CASEWORKER	51,174	47,585
	60101982	CASEWORKER	51,351	46,774
	60101983	CASEWORKER	44,926	45,821
	60101984	SR CSWKR	56,390	57,496
	60101990	CASEWORKER	<u>51,174</u>	<u>52,224</u>
		Total Full Time Salary	<u>4,454,296</u>	<u>4,516,173</u>
	60101867	CASEWORKER	21,821	22,256
		Benefited Part-Time Salary	<u>21,821</u>	<u>22,256</u>
		Division Total	4,476,117	4,538,429
2615				
	60101230	SR PRB OFF	69,168	70,888
	60101231	PROB OFF	65,313	66,621
	60101235	PROB AST	45,145	46,225
	60101298	ADM AIDE/T	45,145	45,949
	60101452	CC AST	34,238	34,896
	60101691	MHS CHD SV	63,711	65,425
	60101692	MHS CLS CS	73,628	75,053
	60101693	MHS CHD SV	64,183	64,621
	60101694	MHS CHD SV	64,183	66,128
	60101696	MHS CHD SV	64,932	66,174
	60101697	STAFF PSYCH	28,924	133,248
	60101698	STAFF PSYCH*	130,709	42,043
	60101699	PSYCH III*	41,209	29,527
	60101755	CASEWORKER	55,742	47,510
	60101808	PROB OFF	60,287	62,648
	60101818	CASEWORKER	52,179	53,381
	60101845	CASEWORKER	52,179	53,202
	60101852	CASEWORKER	52,983	54,107
	60101859	CASEWORKER	48,487	50,500
	60101875	MHS CL SUP	73,628	75,053
	60101876	MHS UNT LD	81,448	82,964
	60101881	MHS CHD SV	63,379	64,757
	60101882	MHS CHD SV	61,636	63,613
	60101883	MHS CHD SV	63,449	65,425
	60101899	CASEWORKER	52,983	54,006
	60101945	MHS CHD SV	64,183	65,425
	60101947	MHS CL SUP	73,628	75,053
	60101948	PROB OFF	66,628	67,930
	60101965	TRANS TYP	<u>30,268</u>	<u>31,842</u>
		Total Full Time Salary	<u>1,743,574</u>	<u>1,774,212</u>
		Other Part-Time Pay	<u>100,302</u>	<u>9,141</u>
		Division Total	1,843,876	1,783,353

Department of Social Services

Division	Position #	Title	2015 Adopted	2016 Executive Recommended
2616				
	60101162	ACC CLK/T	36,905	37,600
	60101213	CH SS INV	60,017	61,113
	60101217	SR SS INVEST	53,669	54,755
	60101218	SR SS INVEST	56,600	45,821
	60101823	CASEWORKER	<u>52,983</u>	<u>54,006</u>
		Total Full Time Salary	<u>260,175</u>	<u>253,295</u>
		Division Total	260,175	253,295
2617				
	60101002	SWE	41,583	43,036
	60101008	PHOTO ATND	33,288	33,909
	60101033	DIR TMP AS	74,121	75,382
	60101041	RECORD TEC	51,217	52,910
	60101042	SWE	40,578	42,217
	60101045	SWE	42,386	0
	60101070	HD SWE	60,017	61,113
	60101080	SR SWE	48,196	49,467
	60101084	SR SWE	50,206	51,119
	60101090	SR SWE	50,206	40,176
	60101093	SR SWE	50,206	51,613
	60101096	SR SWE	39,390	0
	60101104	SWE	40,184	41,382
	60101109	SWE	42,386	42,386
	60101115	SWE	42,177	43,190
	60101116	SWE	42,386	43,190
	60101127	SWE		42,386
	60101129	SWE	40,578	41,736
	60101134	SWE	40,256	41,382
	60101136	SWE	41,583	42,386
	60101137	SWE	43,130	43,939
	60101140	SWE	38,307	40,062
	60101142	SWE	41,583	42,584
	60101147	RECEPT	30,250	31,824
	60101149	SW SPEC	44,688	45,935
	60101153	SWE	42,386	43,572
	60101154	SR SWE		50,531
	60101158	SWE	40,659	42,386
	60101164	SWE	44,286	45,090
	60101181	SWE		43,939
	60101183	SWE	41,583	42,386
	60101189	SW SPEC	46,589	47,447
	60101370	CLERK	38,056	26,893
	60101516	DB CLK/TYP	34,439	35,814

Department of Social Services

Division	Position #	Title	2015 Adopted	2016 Executive Recommended
2617				
	60101517	RECEPT	35,042	35,700
	60101528	TYPIST	36,339	37,336
	60101690	CHM DEP SP	67,800	69,042
	60101974	SWE	42,386	43,190
	60101975	SWE	<u>41,583</u>	<u>42,386</u>
		Total Full Time Salary	<u>1,580,050</u>	<u>1,649,038</u>
	60101015	ACC CLK/T	13,994	14,278
		Benefited Part-Time Salary	<u>0</u>	<u>13,994</u>
		Division Total	1,580,050	1,663,032
2619				
	60101210	RU ADMIN	56,569	58,245
	60101211	RESRCE AST	42,807	44,277
	60101308	SR AC CLK	41,656	42,441
	60101312	ACC CLERK	32,698	29,396
	60101940	ACC CLERK	36,102	40,888
	60101960	ACC CLERK	<u>37,654</u>	<u>36,796</u>
		Total Full Time Salary	<u>247,485</u>	<u>252,043</u>
		Division Total	247,485	252,043
2620				
	60101406	STF DEV CO	<u>44,140</u>	<u>44,999</u>
		Total Full Time Salary	<u>44,140</u>	<u>44,999</u>
		Division Total	<u>44,140</u>	<u>44,999</u>
2621				
	60101360	SS LAN SPE	48,306	49,165
	60101684	DB CLK/TYP	<u>34,439</u>	<u>35,097</u>
		Total Full Time Salary	<u>82,745</u>	<u>84,261</u>
		Division Total	<u>82,745</u>	<u>84,261</u>
2622				
	60101357	DB CLK/TYP	34,177	38,696
	60101403	RECEPT	26,948	27,496
	60101708	SR CSWKR	57,149	59,175
	60101806	CASEWORKER	52,974	54,006
	60101914	CASEWORKER	51,833	53,202
	60101922	CASEWORKER	53,396	54,755
	60101926	CASEWORKER	0	53,202
	60101929	CASEWORKER	<u>52,983</u>	<u>0</u>
		Total Full Time Salary	329,459	340,533
		Division Total	329,459	340,533

Department of Social Services

Division	Position #	Title	2015 Adopted	2016 Executive Recommended
2626				
	60101214	PARALEGAL	0	65,664
	60101248	SR SS ATTY	0	79,292
	60101250	SUPV SS AT	0	81,338
	60101251	SS ATTY	0	68,394
	60101252	SS ATTY	0	68,045
	60101253	SS ATTY	0	68,084
	60101254	SS ATTY	0	68,604
	60101275	SS ATTY	0	68,084
	60101279	PARLGL AST	0	47,557
	60101366	SR TYPIST	0	40,688
	60101536	DB CLK/TYP	<u>0</u>	<u>35,846</u>
		Total Full Time Salary	<u>0</u>	<u>691,594</u>
		Division Total	<u>0</u>	<u>691,594</u>
2634				
	60101133	SWE	40,572	41,382
	60101161	ACC CLERK	36,905	37,600
	60101180	SWE	42,208	43,190
	60101186	SR SWE	50,206	51,465
	60101962	SWE	<u>38,894</u>	<u>40,658</u>
		Total Full Time Salary	<u>208,785</u>	<u>214,295</u>
		Division Total	<u>208,785</u>	<u>214,295</u>
		Department Total	15,539,730	15,706,231
		Total Benefited Employees	319	318

* Split with Mental Health (A4320)

A6410

Tourism

Division	Position #	Title	2015 Adopted	2016 Executive Recommended
2800				
	64101021	DIR TOUR	73,821	75,309
	64101090	DEP DIR TM	51,960	53,001
	64101102	ADM AIDE/T	43,925	45,090
	64101110	TUR IN AST	<u>40,041</u>	<u>36,294</u>
		Total Full Time Salary	209,747	209,694
		Division Total	<u>209,747</u>	<u>209,694</u>
		Department Total	209,747	209,694
		Total Benefited Employees	4	4

A6510

Veterans Services

Division	Position #	Title	2015 Adopted	2016 Executive Recommended
2820				
	65101001	DIR VA	76,405	77,940
	65101002	DEP DIR VA	61,131	62,356
	65101010	VET BN REP	44,286	45,090
	65101100	SR AC CLK	40,863	34,387
	65101101	VET SRV DR	44,892	37,717
	65101151	PR CLERK	<u>45,158</u>	<u>34,969</u>
		Total Full Time Salary	312,737	292,458
	65101102	VET SRV DR	<u>25,858</u>	<u>27,101</u>
		Benefited Part-Time Salary	<u>25,858</u>	<u>27,101</u>
		Other Part Time Pay	<u>28,925</u>	<u>90,288</u>
		Division Total	<u>367,520</u>	<u>409,847</u>
		Department Total	367,520	409,847
		Total Benefited Employees	7	7

A6610

Weights and Measures

Division	Position #	Title	2015 Adopted	2016 Executive Recommended
2840				
	66101001	DIR W&M	64,109	65,388
	66101050	W&M INSP	<u>53,170</u>	<u>54,225</u>
		Total Full Time Salary	117,280	119,614
		Division Total	<u>117,280</u>	<u>119,614</u>
		Department Total	117,280	119,614
		Total Benefited Employees	2	2

Office for the Aging

Division	Position #	Title	2015 Adopted	2016 Executive Recommended
2865				
	67721001	DIR OFA	76,405	77,940
	67721002	ADM AST/T	51,065	51,978
	67721102	JR ACCT	48,215	50,076
	67721110	SR TYPIST	39,865	40,596
	67721227	DEP DIR GP	61,131	62,356
	67721234	RECEPT/T	33,233	34,880
	67721235	SR AC/T	40,389	41,692
	67721238	SR AGE AID	31,874	33,513
	67721241	CASEWORKER	51,174	52,686
	67721246	CASEWORKER	52,983	54,006
	67721248	SR AGE AIDE	29,500	31,467
	67721250	SR CASEWKR	48,379	56,889
	67721255	SR AGE AIDE	28,812	30,929
	67721260	CASEWORKER	52,179	54,006
	67721265	SR AGE AIDE	<u>0</u>	<u>29,945</u>
		Total Full Time Salary	645,204	702,959
		Other Part Time Pay	<u>0</u>	<u>13,994</u>
		Division Total	<u>645,204</u>	<u>716,953</u>
		Department Total	645,204	716,953
		Total Benefited Employees	14	15

A7110

Parks

Division	Position #	Title	2015 Adopted	2016 Executive Recommended
3000		Other Part Time Pay	<u>79,000</u>	<u>84,000</u>
		Division Total	79,000	84,000
3001		Other Part Time Pay	<u>116,015</u>	<u>120,000</u>
		Division Total	<u>116,015</u>	<u>120,000</u>
		Department Total	195,015	204,000
		Total Benefited Employees	0	0

7310

Youth Programs

Division	Position #	Title	2015 Adopted	2016 Executive Recommended
3100				
	73101001	DIR YTH BU	<u>57,374</u>	<u>58,529</u>
		Total Full Time Salary	57,374	58,529
		Other Part Time Pay	<u>18,007</u>	<u>18,366</u>
		Division Total	<u>75,381</u>	<u>76,895</u>
		Department Total	75,381	76,895
		Total Benefited Employees	1	1

A8020

Planning

Division	Position #	Title	2015 Adopted	2016 Executive Recommended
3400				
	80201001	DIR CO PL	106,222	108,341
	80201051	PR PLANNER	77,830	79,978
	80201101	DEP DIR PL	88,080	89,834
	80201205	PR TRS PL	73,448	75,932
	80201210	TRN PLN	54,741	56,822
	80201215	SR PLNR	66,594	68,528
	80201500	ADM AST	<u>48,196</u>	<u>49,776</u>
		Total Full Time Salary	515,112	529,211
		Division Total	515,112	529,211
3401				
	80201041	DEP DIR ED	92,081	93,926
	80201110	BUS SRV AD	66,649	67,983
	80201220	BUS SRV AD	66,649	67,983
	80201225	CON SEC BS	<u>42,660</u>	<u>43,519</u>
		Total Full Time Salary	268,039	273,411
		Division Total	<u>268,039</u>	<u>273,411</u>
		Department Total	783,151	802,621
		Total Benefited Employees	11	11

A8040

Human Rights

Division	Position #	Title	2015 Adopted	2016 Executive Recommended
3500				
	80401001	DIR HR COM	<u>15,771</u>	<u>16,087</u>
		Total Full Time Salary	15,771	16,087
		Division Total	<u>15,771</u>	<u>16,087</u>
		Department Total	15,771	16,087
		Total Benefited Employees	0	0

A8090

Environment

Division	Position #	Title	2015 Adopted	2016 Executive Recommended
3552				
	80901021	COORD ENV	63,963	75,236
	80901022	AST CD ENV	50,922	49,640
	80901025	ENV RES TE	50,772	51,741
	80901026	ENV PLAN	<u>56,144</u>	<u>62,936</u>
		Total Full Time Salary	221,801	239,552
		Other Part Time Pay	<u>5,000</u>	<u>5,000</u>
		Division Total	<u>226,801</u>	<u>244,552</u>
		Department Total	226,801	244,552
		Total Benefited Employees	4	4

A9060

Hospital & Medical Insurance

Division	Position #	Title	2015 Adopted	2016 Executive Recommended
4000				
	90601003	EMP BEN AD	63,799	66,042
	90601104	EMP BEN SP	<u>48,196</u>	<u>49,511</u>
		Total Full Time Salary	111,995	115,553
		Division Total	<u>111,995</u>	<u>115,553</u>
		Department Total	111,995	115,553
		Total Benefited Employees	2	2

B6290

Office of Employment & Training

Division	Position #	Title	2015 Adopted	2016 Executive Recommended
2941				
	62901002	DIR OET	70,595	72,002
	62901041	DEP DIR ET	60,675	61,880
	62901131	E&T COORD	49,219	50,188
	62901138	E&T COORD	49,219	50,188
	62901170	E&T COORD	50,023	50,992
	62901172	WRK FRC CO	50,023	51,422
	62901175	DIS RES CD	51,923	53,066
	62901180	WRK FRC AS	40,504	41,544
	62901351	ADM AIDE/T	<u>41,583</u>	<u>42,630</u>
		Total Full Time Salary	463,765	473,912
		Other Part Time Pay	<u>28,857</u>	<u>30,000</u>
		Division Total	<u>492,622</u>	<u>503,912</u>
		Department Total	492,622	503,912
		Total Benefited Employees	9	9

D5010

Highway Administration

Division	Position #	Title	2015 Adopted	2016 Executive Recommended
5010				
	50101001	COMM PW	<u>98,585</u>	<u>100,193</u>
		Total Full Time Salary	98,585	100,193
		Division Total	<u>98,585</u>	<u>100,193</u>
		Department Total	98,585	100,193
		Total Benefited Employees	1	1

D5020

Engineering

Division	Position #	Title	2015 Adopted	2016 Executive Recommended
5020				
	50201007	AST CV ENG	54,372	55,416
	50201008	SR ENG AID	50,978	51,970
	50201020	SR ENG	92,102	94,733
	50201025	SW MGT II	75,682	78,008
	50201210	CIVIL ENG	<u>60,642</u>	<u>62,915</u>
		Total Full Time Salary	333,774	343,041
		Other Part Time Pay	<u>8,140</u>	<u>9,600</u>
		Division Total	<u>341,914</u>	<u>352,641</u>
		Department Total	341,914	352,641
		Total Benefited Employees	5	5

Maintenance of Roads & Bridges

Division	Position #	Title	2015 Adopted	2016 Executive Recommended
5110/5142				
	51101016	MEO	33,241	35,725
	51101020	MEO	40,048	41,099
	51101028	CEO I	44,307	45,163
	51101044	MEO	41,050	33,909
	51101047	RD MTC LDR	50,085	53,682
	51101056	MEO	33,241	33,909
	51101061	BRIDG SUPV	62,639	63,893
	51101063	MEO	33,241	35,783
	51101065	CEO II	50,321	51,219
	51101066	CEO I	43,071	36,436
	51101067	SECT SUPV	62,724	64,607
	51101079	PW DISP	49,882	51,398
	51101084	RD MTC LDR	47,022	50,822
	51101091	MEO	40,263	41,844
	51101102	CEO II	46,709	48,096
	51101114	CEO I	35,726	44,518
	51101118	CEO I	47,920	48,776
	51101119	RD MTC LDR	50,321	53,682
	51101179	SECT SUPV	59,438	60,636
	51101219	CEO II	45,645	38,879
	51101225	SECT SUPV	65,751	66,920
	51101235	RD MTC LDR	50,249	51,219
	51101236	CEO I	43,955	45,163
	51101250	RD MTC LDR	49,465	52,826
	51101258	CEO II	47,224	48,358
	51101261	CEO I	44,463	45,915
	51101262	CEO II	50,321	51,219
	51101285	CEO II	46,864	48,358
	51101288	MEO	41,050	41,844
	51101290	CEO II	47,224	48,358
	51101301	CEO II	46,106	47,606
	51101319	CEO I	44,307	45,163
	51101323	SECT SUPV	62,724	64,607
	51101332	CEO I	44,307	45,163
	51101338	CEO II	46,496	47,606
	51101355	RD MTC LDR	47,460	50,822
	51101356	MEO	33,241	33,909
	51101365	CEO II	46,709	47,606
	51101369	CEO I	43,861	45,163
	51101379	CEO I	43,493	44,349
	51101381	CEO II	47,460	48,358
	51101382	MEO	40,781	41,844

Maintenance of Roads & Bridges

Division	Position #	Title	2015 Adopted	2016 Executive Recommended
5110/5142				
	51101415	MEO	33,241	33,909
	51101416	CEO I	44,463	45,915
	51101418	MEO	33,241	34,901
	51101445	MEO	33,241	33,909
	51101448	CEO II	50,321	51,219
	51101469	MEO	34,303	36,234
	51101474	EQ MTC LDR	47,460	48,358
	51101500	MEO	39,894	40,841
	51101528	CEO I	44,307	45,163
	51101537	CEO I	47,920	48,776
	51101546	CEO II	45,894	47,413
	51101553	MEO	33,241	34,952
	51101588	CEO II	44,892	46,297
	51101616	MEO	41,864	33,909
	51101619	CEO II	46,384	47,606
	51101627	RD MTC LDR	38,106	41,426
	51101630	CEO II	46,709	47,606
	51101631	HWY MTC SP	56,460	57,483
	51101632	RD MTC LDR	49,465	52,990
	51101633	CEO I	43,534	45,163
	51101634	CEO I	47,920	48,776
	51101635	RD MTC LDR	50,321	53,682
	51101636	CEO II	46,709	47,606
	51101637	BRG CR LDR	50,321	51,219
	51101641	MEO	40,048	41,348
	51101642	MEO	40,048	41,252
	51101646	CEO I	43,493	44,970
	51101647	CEO II	47,460	48,358
	51101649	CEO I	47,920	48,776
	51101650	MEO	41,864	42,816
	51101651	MEO	33,241	35,901
	51101652	CEO I	43,493	44,349
	51101653	CARPENTER	47,064	48,264
	51101654	CEO I	42,591	44,349
	51101655	MEO	33,241	33,909
	51101663	MEO	41,050	41,844
	51101665	CEO I	42,879	44,349
	51101701	CEO II	46,709	47,606
	51101702	CEO I	47,920	48,776
	51101705	RD MTC LDR	50,321	53,682
	51101706	RD MTC LDR	50,321	53,682
	51101715	MEO	33,241	33,909

D5110

Maintenance of Roads & Bridges

Division	Position #	Title	2015 Adopted	2016 Executive Recommended
5110/5142				
	51101723	MEO	40,048	41,463
	51101805	HWY MTC SP	56,460	57,483
	51101806	TREE MTC	46,709	47,606
	51101807	TREE MTC	45,894	46,792
	51101808	CEO I	47,920	43,347
	51101809	CEO I	35,726	45,639
	51101831	H&B FD MGR	86,673	88,406
	51101835	MEO	40,148	41,844
	51101837	MEO	40,048	41,636
	51101838	MEO	33,987	36,038
	51101839	MEO	40,109	33,909
	51101840	MEO	40,912	41,844
	51101841	MEO	40,628	41,844
	51101843	MEO	<u>39,549</u>	<u>40,841</u>
		Total Full Time Salary	4,408,322	4,518,641
		Other Part Time Pay	<u>80,000</u>	<u>75,000</u>
		Division Total	<u>4,488,322</u>	<u>4,593,641</u>
		Department Total	4,488,322	4,593,641
		Total Benefited Employees	98	98

E5130

Machinery

Division	Position #	Title	2015 Adopted	2016 Executive Recommended
5130				
	51301054	AUT MEC II	49,131	50,070
	51301058	AUT MEC II	51,887	52,826
	51301068	AUT MEC II	48,316	49,256
	51301076	AUT MEC I	49,465	50,363
	51301080	GAR SUPV	65,751	66,920
	51301096	AUT MEC II	48,316	49,315
	51301112	WELDER	42,491	43,796
	51301135	WELDER	43,493	44,349
	51301142	SIGN MAKER	42,491	43,969
	51301208	WELDER	42,189	43,347
	51301228	AUT MEC II	52,743	53,682
	51301257	AUT MEC I	49,543	51,219
	51301340	AUT MEC II	49,882	50,822
	51301341	AUT MEC II	48,316	49,643
	51301353	AUT MEC II	49,131	50,128
	51301405	AUT MEC II	49,131	50,070
	51301501	AUT PT CLK	47,175	48,776
	51301587	MACHINIST	45,059	46,162
	51301589	WELDER	47,064	47,920
	51301624	AUT MEC II	47,740	49,256
	51301727	AUT MEC II	47,171	48,254
	51301814	AUT MEC II	<u>49,882</u>	<u>50,822</u>
		Total Full Time Salary	1,066,367	1,090,964
		Division Total	<u>1,066,367</u>	<u>1,090,964</u>
		Department Total	1,066,367	1,090,964
		Total Benefited Employees	22	22

S1710 **Workers' Compensation Administration**

Division	Position #	Title	2015 Adopted	2016 Executive Recommended
1332				
	17101003	SR DIS CLM EX	48,681	50,261
	17101016	CO INS OFF	82,854	84,517
	17101818	ADM AST/T*	<u>0</u>	<u>19,644</u>
		Total Full Time Salary	131,536	154,422
		Division Total	<u>131,536</u>	<u>154,422</u>
		Department Total	131,536	154,422
		Total Benefited Employees	2	2

*Split with Purchasing (A1345)